



ORDINARY MEETING OF COUNCIL
Wednesday 19 June 2019
Corporate Services Attachments

REPORT NUMBER	REPORT TITLE AND ATTACHMENT DESCRIPTION	PAGE NUMBER(S)
9.3.1	List of Accounts Paid for the period ending 31 May 2019 <u>Attachments</u> 1. List of Accounts Paid as at 31 May 2019	1 – 7
9.3.2	Monthly Financial Reports for the Period Ending 31 May 2019 <u>Attachments</u> 1. Monthly Financial Report for period ending 31 May 2019	8 – 35
9.3.4	Community Liability Insurance <u>Attachments</u> 1. Council Resolution 101218 (Item 9.3.3 Community Liability Insurance) 2. Community Assistance Grants and Sponsorships Guidelines V2 3. List of Respondents	36 – 48

SHIRE OF CHITTERING

**ACCOUNTS PAID
AS AT 31 MAY 2019 PRESENTED TO THE
COUNCIL MEETING ON THE 19 JUNE 2019**

This Schedule of Accounts paid under delegated authority as detailed below, which is to be submitted to each member of Council on the 19 JUNE 2019, has been checked and is fully supported by vouchers and invoices which have been duly certified as to the receipt of goods, the rendition of services and as to prices, computations and costings.

Voucher No's		Value	Pages		Fund No.	Fund Name
From	To		From	To		
Payroll	PR4905	\$89,202.47	1	1	1	Municipal Fund
Payroll	PR4922	\$91,231.36	1	1	1	Municipal Fund
Payroll	PR4957	\$93,881.78	1	1	1	Municipal Fund
EFT17878	EFT18094	\$1,710,609.86	1	5	1	Municipal Fund
14347	14347	\$470.00	5	5	1	Municipal Fund
Direct	Debit	\$54,133.35	6	6	1	Municipal Fund
Trust	Trust	\$5,358.76	6	6	2	Trust Fund
	Total	\$2,044,887.58				

Officer: Mary Eager

Signature: *On file*

Authorised by: Rhona Hawkins

Signature: *On file*

Date of Report: 4th June 2019

Disclosure of Interest by Officer: Nil

LIST OF ACCOUNTS PAID IN MAY 2019 - SUBMITTED TO COUNCIL 19 JUNE 2019					
	Chq/EFT	Date	Name	Description	Amount
Payroll Payments					
1	PR4905	02/05/2019		PPE 01/05/2019	\$89,202.47
2	PR4922	16/05/2019		PPE 15/05/2019	\$91,231.36
3	PR4957	30/05/2019		PPE 29/05/2019	\$93,881.78
Total Payroll Payments					\$274,315.61
EFT Payments					
4	EFT17878	02/05/2019	CMS LEGAL	Payroll deductions	\$100.00
5	EFT17879	02/05/2019	LGRCEU	Payroll deductions	\$41.00
6	EFT17880	02/05/2019	SHIRE OF CHITTERING	Payroll deductions	\$780.00
7	EFT17881	02/05/2019	ALCOLIZER TECHNOLOGY	WORKS OHS Recalibration HH3 Tester	\$125.40
8	EFT17882	02/05/2019	AUSTECH SURVEILLANCE PTY LTD	UPPER CHITTERING FIRE STATION Run New Circuit For Alarm System & Access Control	\$1,000.00
9	EFT17883	02/05/2019	BANDIT TREE EQUIPMENT	CH3752 BANDIT CHIPPER Service, Replace Knives (PARKS)	\$734.50
10	EFT17884	02/05/2019	BINDOON BAKEHAUS & CAFE	GOVERNANCE REFRESHMENTS Farewell 16/04/19 (FOS)	\$337.00
11	EFT17885	02/05/2019	BINDOON IGA	ADMIN TRAINING Excel Essentials Refreshments 19/03/19	\$430.73
12	EFT17886	02/05/2019	BINDOON MENS SHED	BROCKMAN CENTRE PUBLIC TOILETS Cleaning Quarter 4 2018/19	\$1,500.00
13	EFT17887	02/05/2019	BINDOON PHARMACY	WORKS OHS Stingose Gel, Iodine Wipes	\$144.28
14	EFT17888	02/05/2019	BIOCYCLE WA AGENT	VARIOUS BUILDINGS ATU Servicing March 2019	\$286.00
15	EFT17889	02/05/2019	BRAGSKALE PTY LTD	SNAKE SPRING ROAD Headwalls. Aprons & Form Work	\$13,497.00
16	EFT17890	02/05/2019	BULL-CHITT AUTO ELECTRICS	CH5757 ISUZU TRUCK Investigate & Repair Air-conditioning Line Fault, Regas Air Conditioning (WORKS)	\$1,828.20
17	EFT17891	02/05/2019	BUNNINGS BUILDING SUPPLIES	VARIOUS ROADS/BUILDINGS Pine, Reinforcing Bar Chair, Soap Holder, Sliding Door Lock	\$726.23
18	EFT17892	02/05/2019	CHOICES FLOORING	UNIT 6/8 EDMONDS PLACE MAINTENANCE 2 x Boxes Vinyl Floor Tiles, 4l Adhesive	\$286.00
19	EFT17893	02/05/2019	CLI Lawyers Pty Ltd t/as Commercial Litigation & Insolvency Lawyers	RATES DEBT COLLECTION Disbursements (A10388)	\$810.20
20	EFT17894	02/05/2019	DEPARTMENT OF WATER & ENVIRONMENTAL REGULATION	MUCHEA LANDFILL Annual Licence Fee L6845/1997/11	\$974.79
21	EFT17895	02/05/2019	DOWNER EDI WORKS PTY LTD	VARIOUS ROADS Testing, Sampling, Traffic Management	\$9,472.10
22	EFT17896	02/05/2019	Dynamic Group Communications & Electrical	MUCHEA OVAL MAINTENANCE Replace Lamps x 5, EWP Hire, BINDOON OVAL MAINTENANCE Test 15A Outlets, Replace Faulty RCBO's & 15A GPOS As Required, 6/11 EDMONDS PLACE MAINTENANCE Replace Smoke Alarm, BROCKMAN CENTRE MAINTENANCE Install PAR38 Sensor Light Dual Globe Motion Sensor	\$6,721.21
23	EFT17897	02/05/2019	EXTERIA	TOWN CENTRE POP UP PARK Supply 2 x Skillion Park Shelter	\$15,005.10
24	EFT17898	02/05/2019	Enzed Malaga	SUNDRY PLANT Supply & Install Water Trailer Suction Lines	\$786.69
25	EFT17899	02/05/2019	GENSPARK	MUCHEA FIRE STATION MAINTENANCE Electrical Load Test	\$132.00
26	EFT17900	02/05/2019	GREAT SOUTHERN FUEL SUPPLIES	DEPOT FUEL 6447L Diesel, 5,740L Diesel	\$16,683.75
27	EFT17901	02/05/2019	IT VISION	ADMIN TRAINING On-Site Altus Session 03/04/19	\$2,821.50
28	EFT17902	02/05/2019	JCB CONSTRUCTION EQUIPMENT AUSTRALIA	CH1266 JCB BACKHOE Repair Air-conditioning Fault (WORKS)	\$1,087.90
29	EFT17903	02/05/2019	JCT'S CREATIVE SOLUTIONS	ESL BFB Cleaning March 2019	\$330.00
30	EFT17904	02/05/2019	JOHN PHILLIPS CONSULTING	ADMIN RECRUITMENT Nov 2018 - March 2019 (CEO)	\$7,100.00
31	EFT17905	02/05/2019	JS ROADSIDE PRODUCTS PTY LTD	VARIOUS ROAD Supply Steelflex Guide Post Delineators x 500	\$16,307.50
32	EFT17906	02/05/2019	Joondalup City Medical Group	ADMIN RECRUITMENT Pre Start Medical (CEO)	\$157.30
33	EFT17907	02/05/2019	KLEEN WEST DISTRIBUTORS	VARIOUS PUBLIC CONVENIENCES Compact Hand Towel x 10	\$326.70
34	EFT17908	02/05/2019	LANDGATE CUSTOMER ACCOUNT	RATES VALUATION EXPENSES Rural UV General Valuation Shared 2018/19, Mining Tenement, GRV Interim Vals, ADMIN IT SynergySoft Mapping Cadastral Data Update	\$13,979.10
35	EFT17909	02/05/2019	LOCAL GOVERNMENT PROFESSIONALS AUSTRALIA WA	ECON DEV TRAINING Comms Network Event (EDO)	\$95.00
36	EFT17910	02/05/2019	METAL ARTWORK CREATIONS	ADMIN STATIONERY Name Badges x 4	\$48.84
37	EFT17911	02/05/2019	MUCHEA PLUMBING & GAS	BINDOON PUBLIC CONVENIENCES & HALL MAINTENANCE Quarterly ATU Service March 2019	\$660.00
38	EFT17912	02/05/2019	Merivale Trust t/as Savagely Creative	TOURISM WORKSHOP Experience Development & Storytelling	\$825.00
39	EFT17913	02/05/2019	NORTHERN VALLEYS NEWS	GOVERNANCE ADVERTISING NV Provision Of Architectural Services Lower Chittering Sport & Recreation Facility Project (Mid April)	\$295.00
40	EFT17914	02/05/2019	PIRTEK (MALAGA) PTY LTD	CONSUMABLES OIL Valvoline, Engine Oil, Molyliith Grease	\$3,565.89
41	EFT17915	02/05/2019	RAVI CONCRETE CONTRACTORS	VARIOUS ROADS/BUILDINGS Concrete Floodway & Storage Shed	\$1,900.00
42	EFT17916	02/05/2019	RIVER ENGINEERING PTY LTD	MUCHEA EAST ROAD RENEWAL (RRG) Detailed Civil Design	\$6,765.00
43	EFT17917	02/05/2019	ROADSWEST ENGINEERING GROUP PTY LTD	MOOLIABEENIE ROAD (BS) Construction Design Audit Review	\$1,155.00

Item 9.3.1

Attachment 1

44	EFT17918	02/05/2019	RSEA PTY LTD	CHITTERING ROAD Traffic Light Hire 01/03/19 - 31/03/19	\$2,466.17
45	EFT17919	02/05/2019	Reinforced Concrete Pipes Australia (WA) Pty Ltd (RCPA)	MACKENZIE STREET 10 x Liners, Gully Bases, Side Entry Aprons Plain, Frames & Lids, CHITTERING ROAD Supply Std G/Grate 1350Sq Bubble Up, 1200 Dia X 1.2 Liner	\$10,401.60
46	EFT17920	02/05/2019	Rusty's Plumbing Gas & Maintenance	CHITTERING ROAD Excavator & Operator Hire 6 Days, ADMINISTRATION BUILDING MAINTENANCE Install Zip Boiler, LOWER CHITTERING HALL MAINTENANCE Repair Water Leak, BLIZZARD ROAD BRIDGE Excavator Hire & Earthworks Assistance	\$5,045.00
47	EFT17921	02/05/2019	SBNY (previously MtGabbie)	EVENT MOVIE NIGHT Refreshments 30/3/2019	\$200.00
48	EFT17922	02/05/2019	SCANLAN SURVEYS PTY LTD	MUCHEA EAST ROAD (BS) Preliminary Survey	\$2,915.00
49	EFT17923	02/05/2019	SEEK	WORKS RECRUITMENT Plant Operator General Hand April 2019	\$308.00
50	EFT17924	02/05/2019	SLIMS TYRE SERVICE	CH1262 HOLDEN MALIBU 135,000Km Service, Tyres x 4 (SPO)	\$3,337.65
51	EFT17925	02/05/2019	SPENCE INDUSTRIES	VARIOUS TRAILERS Annual Safety Inspection, CH5987 CASE TRACTOR Service, Replace Engine Fuel & Air Filters, Replace Engine Oil (PARKS), CH10907 KOMATSU LOADER Steering Repair (WORKS), VARIOUS FIRE VEHICLES Fault Find & Repairs	\$4,769.78
52	EFT17926	02/05/2019	SUNNY SIGN COMPANY	VARIOUS ROADS Road Signage	\$310.97
53	EFT17927	02/05/2019	TELSTRA	TELEPHONE VARIOUS March 2019	\$4,644.06
54	EFT17928	02/05/2019	THE WORM SHED	EVENT SCHOOL HOLIDAY 2 x Worm Presentation	\$641.00
55	EFT17929	02/05/2019	TOTALLY WORKWEAR - Joondalup	WORKS PPE Safety Boots (BUILDING MTCE)	\$176.00
56	EFT17930	02/05/2019	Thrive Sustainability	EVENT SCHOOL HOLIDAY 2 x Propagation Workshops	\$385.00
57	EFT17931	02/05/2019	Vinidex Pty Ltd	ARCHIBALD STREET Supply 123 X 450 STORMPRO2 SN8 PP 5.95M	\$57,783.00
58	EFT17932	02/05/2019	WALGA	WORKS TRAINING Roadside Vegetation Management 03/05/19 (EMTS)	\$176.00
59	EFT17933	02/05/2019	WESTRAC PTY LTD	CH1261 GRADER New Purchase (WORKS)	\$321,923.80
60	EFT17934	02/05/2019	WINC AUSTRALIA PTY LTD	LIBRARY STATIONERY Bookends	\$422.64
61	EFT17935	02/05/2019	WORKWEAR GROUP - LGCC	ADMIN UNIFORMS Essential Pack C (CSOS)	\$285.00
62	EFT17936	10/05/2019	AARON JON COVER	ESL BFB Honorarium Payment April 2019	\$100.00
63	EFT17937	10/05/2019	ARTHUR BLEWITT	ESL BFB Honorarium Payment April 2019	\$100.00
64	EFT17938	10/05/2019	AUSTRALIA POST	ADMIN POSTAGE April 2019	\$747.09
65	EFT17939	10/05/2019	AVON WASTE	SANITATION WASTE COLLECTION FT1 & FT2 April 2019	\$53,581.54
66	EFT17940	10/05/2019	Ausrecord Pty Ltd	ADMIN RECORDS A4 Files x 100	\$176.00
67	EFT17941	10/05/2019	BINDOON BAKEHAUS & CAFE	ESL BFB REFRESHMENTS Incident 424525 GNH x Bindoon Dewars Pool Road 03 & 04/03/19, GOVERNANCE REFRESHMENTS Citizenship Ceremony 17/04/19, CULTURE REFRESHMENTS ANZAC Day 25/04/19, GOVERNANCE REFRESHMENTS 18/04/19, ESL BFB REFRESHMENTS Training 17/04/19, ESL BFB REFRESHMENTS Incident 427747 Toy Road, Bindoon	\$2,484.10
68	EFT17942	10/05/2019	BINDOON GENERAL STORE	GOVERNANCE NEWSPAPERS Monthly Newspaper Account April 2019	\$49.00
69	EFT17943	10/05/2019	BINDOON HARDWARE & RURAL SUPPLIES	EVENT TASTE OF CHITTERING Rough Sawn Pine 150x25 (32 x 2.4m pieces), Screws	\$814.68
70	EFT17944	10/05/2019	BINDOON IGA	CULTURE REFRESHMENTS ANZAC Day Consumables 25/04/19	\$235.25
71	EFT17945	10/05/2019	BINDOON SPORT AND RECREATION ASSOCIATION INC	CULTURE REFRESHMENTS ANZAC Day Service 25/04/19	\$599.50
72	EFT17946	10/05/2019	BOB WADDELL & ASSOCIATES	GOVERNANCE CONSULTANCY Asset Disposal	\$396.00
73	EFT17947	10/05/2019	BROOKS HIRE SERVICE PTY LTD	CHITTERING ROAD Roller Hire 01/04/19 - 30/04/19	\$3,091.41
74	EFT17948	10/05/2019	BULL-CHITT AUTO ELECTRICS	CH1256 ISUZU WATER TRUCK Supply & Fit Rearview Camera (WORKS), CH6464 TOYOTA BUS Repair Step Motor Linkages & Adjust Proximity Switch (COMMUNITY), 00CH HOLDEN COMMODORE Replace Head Lamp Globes (EMDS)	\$939.40
75	EFT17949	10/05/2019	Bullsbrook and Districts Glass and Aluminium	CH1803 TOYOTA FAST ATTACK Windscreen Replacement (MUCHEA)	\$280.00
76	EFT17950	10/05/2019	CHITTERING PEST & WEED	FIRE PREVENTION Spray Muchea Wetlands	\$880.00
77	EFT17951	10/05/2019	CLI Lawyers Pty Ltd t/as Commercial Litigation & Insolvency Lawyers	RATES DEBT COLLECTION Professional Fees & Disbursements (A10725), Professional Fees (A1677), Professional Fees (A9945), Professional Fees & Disbursements (A1954)	\$1,654.80
78	EFT17952	10/05/2019	COMMANDER PTY LIMITED	ADMIN COMM Telephone System Contract April 2019	\$228.65
79	EFT17953	10/05/2019	COOEE COURIERS & TRANSPORT	VARIOUS FREIGHT 24/04/19	\$407.66
80	EFT17954	10/05/2019	DEPARTMENT OF FIRE AND EMERGENCY SERVICES	FIRE EMPLOYEE COSTS 40% Cost Sharing CESH 28/12/18 - 28/03/19	\$16,008.52
81	EFT17955	10/05/2019	Dynamic Group Communications & Electrical	MUCHEA OVAL MAINTENANCE Replace Control Gear Tray, Ballast & Capacitors To Lighting Tower, MUCHEA HALL MAINTENANCE Replace 2 x Exhaust Fans To Male Toilets, JOHN GLENN PUBLIC CONVENIENCES MAINTENANCE Lighting Repair	\$2,477.39
82	EFT17956	10/05/2019	FRONTLINE FIRE & RESCUE EQUIPMENT	ESL BFB PPE & EQUIPMENT Fire Boots x 4, Protek 360 Pistol Grip Nozzle 25mm BSP Inlet, Storz 25mm BSPM Adaptor	\$3,141.88
83	EFT17957	10/05/2019	GINGIN FLORIST	CULTURE ANZAC Day Wreath 25/04/19	\$80.00
84	EFT17958	10/05/2019	GORDON CARTER	ESL BFB Honorarium Payment April 2019	\$100.00
85	EFT17959	10/05/2019	GREAT SOUTHERN FUEL SUPPLIES	DEPOT FUEL Diesel 4000L	\$5,480.64
86	EFT17960	10/05/2019	JCT'S CREATIVE SOLUTIONS	ESL BFB Cleaning April 2019	\$330.00

87	EFT17961	10/05/2019	JEFF LOUDON	WANNAMAL PUBLIC CONVENIENCES April 2019	\$825.00
88	EFT17962	10/05/2019	Joondalup City Medical Group	ADMIN RECRUITMENT Pre Start Medical (CEO)	\$157.30
89	EFT17963	10/05/2019	KDD CONVEYANCING SERVICES	PURCHASE OF LOT 99 SANTA GERTRUDIS DRIVE Professional Fees, Disbursements, Government & Statutory Charges LC383	\$1,339.80
90	EFT17964	10/05/2019	MAJOR MOTORS	CH1252 ISUZU TRUCK 15,000Km Service (WORKS)	\$678.35
91	EFT17965	10/05/2019	MARKET CREATIONS	ADMIN MARKETING Style Guide Update, Template Creation	\$1,573.00
92	EFT17966	10/05/2019	MARKETFORCE PRODUCTIONS	GOVERNANCE ADVERTISING WA Provision Of Architectural Services 13/04/19, FIRE ADVERTISING WA Restricted Burning Time Autumn 2019 10/04/19 & 27/04/19	\$1,997.07
93	EFT17967	10/05/2019	MICHELE PANNELL	ESL BFB Honorarium Payment April 2019	\$100.00
94	EFT17968	10/05/2019	MIDALIA STEEL	CHITTERING ROAD SL 81 Reinforcing Mesh x 4	\$1,132.60
95	EFT17969	10/05/2019	McLEODS BARRISTERS & SOLICITORS	PLANNING LEGAL Lease Part Lot 1023 DP 245853 Bindoon IGA	\$190.63
96	EFT17970	10/05/2019	OCS SERVICES PTY LTD	SHIRE CLEANING March 2019	\$4,450.78
97	EFT17971	10/05/2019	OSH GROUP PTY LTD	WORKS RECRUITMENT Medical x 1	\$1,517.44
98	EFT17972	10/05/2019	PUMA ENERGY	PUMA FUEL April 2019	\$3,646.38
99	EFT17973	10/05/2019	RBC RURAL	VARIOUS PHOTOCOPIER CHARGES April 2019	\$1,606.37
100	EFT17974	10/05/2019	Rusty's Plumbing Gas & Maintenance	2/8 EDMONDS PLACE MAINTENANCE Repair Water Leak	\$429.00
101	EFT17975	10/05/2019	SLIMS TYRE SERVICE	CH1270 HOLDEN COMMODORE Service Cancellation Fee (EMCS)	\$60.00
102	EFT17976	10/05/2019	SOUTHERN CROSS AUSTEREO PTY LTD	COMMUNICATIONS RADIO Monthly Around the Towns Interviews April 2019	\$88.00
103	EFT17977	10/05/2019	SUNNY SIGN COMPANY	WORKS BUILDING MTCE Signage Pedestrians Watch Your Step, Wet Paint	\$490.16
104	EFT17978	10/05/2019	SYNERGY	SHIRE ELECTRICITY April 2019	\$14,501.80
105	EFT17979	10/05/2019	Scarlet And Co	GOVERNANCE EXPENSES Floral Tribute	\$85.00
106	EFT17980	10/05/2019	Seaport Nominees T/AS Discus Digital Print	EVENT WYW Sponsors Wall Banner, RSC Banner, A1 Signs x 6	\$817.30
107	EFT17981	10/05/2019	THINK PROMOTIONAL	EVENT WYW T-Shirts, Umbrellas, Artwork Creation	\$4,123.24
108	EFT17982	10/05/2019	TOTALLY WORKWEAR - Joondalup	WORKS UNIFORMS Shirt L/S x 3, Jeans x 3	\$358.82
109	EFT17983	10/05/2019	UNIQCO INTERNATIONAL PTY LTD	GOVERNANCE CONSULTANCY Fleet Management Services May 2019	\$3,175.26
110	EFT17984	10/05/2019	WALGA	ADMIN TRAINING Economic Development Framework 07/05/19 (EDO)	\$120.00
111	EFT17985	10/05/2019	WHEATBELT GYMNASTICS	ADMIN FLOWERS April 2019	\$50.00
112	EFT17986	10/05/2019	WILLIAM LEE	ESL BFB Honorarium Payment April 2019	\$100.00
113	EFT17987	10/05/2019	WINC AUSTRALIA PTY LTD	ADMIN STATIONERY Restock 16/04/19	\$987.93
114	EFT17988	10/05/2019	WORKWEAR GROUP - LGCC	ADMIN UNIFORMS Pack B (HR)	\$365.00
115	EFT17989	10/05/2019	AUSTRALIAN TAXATION OFFICE (ATO)	BAS MARCH 2019	\$23,915.00
116	EFT17990	16/05/2019	CMS LEGAL	Payroll deductions	\$100.00
117	EFT17991	16/05/2019	LGRCEU	Payroll deductions	\$41.00
118	EFT17992	16/05/2019	SHIRE OF CHITTERING	Payroll deductions	\$780.00
119	EFT17993	17/05/2019	ANNIE HUDSON	LIBRARY BOOK PURCHASES Police Hurrying! Helping! Saving!	\$32.55
120	EFT17994	17/05/2019	AUSTRALIAN TAXATION OFFICE (ATO)	APRIL 2019 BAS RETURN	\$25,327.00
121	EFT17995	17/05/2019	Advance Scanning Services	LOWER CHITTERING SPORT & REC Cable Scan	\$819.50
122	EFT17996	17/05/2019	Avantgarde Technologies Pty Ltd	ADMIN IT 9 x Dell OptiPlex 7060 Micro i5-8500T 8G Memory 256 GB SSDM2, ADMIN IT Fixed Term Support Extension and On-Site Support May 2019	\$23,276.00
123	EFT17997	17/05/2019	BINDOON HARDWARE & RURAL SUPPLIES	HARDWARE SUPPLIES April 2019	\$1,574.75
124	EFT17998	17/05/2019	BINDOON IGA	WELFARE YOUTH Youth Krew April Meeting Consumables	\$111.74
125	EFT17999	17/05/2019	BOB WADDELL & ASSOCIATES	GOVERNANCE CONSULTANCY Asset Additions, Disposals, April Monthly Financial Statements, 19/20 Annual Budget	\$330.00
126	EFT18000	17/05/2019	BOC LIMITED	DEPOT SUPPLIES Oxygen & Acetylene Gas 29/03/19 - 27/04/19	\$49.53
127	EFT18001	17/05/2019	BREAKAWAY TOURISM PTY LTD	GOVERNANCE CONSULTANCY Bindoon Mountain Bike Park Feasibility Study	\$4,306.50
128	EFT18002	17/05/2019	BULL-CHITT AUTO ELECTRICS	CH1263 MULTIPAC ROLLER Battery Terminal Repair (WORKS)	\$349.80
129	EFT18003	17/05/2019	BUNNINGS BUILDING SUPPLIES	CHITTERING ROAD Headwall Form Work, Threaded Rod, Tek Screws	\$653.12
130	EFT18004	17/05/2019	BUSHFIRE RISK SOLUTIONS	ESL BFB Solberg Fire-Brake Class A Foam Concentrate	\$3,760.00
131	EFT18005	17/05/2019	Banjo Contracting	FIRE PREVENTION Installing Firebreaks	\$660.00
132	EFT18006	17/05/2019	CHITTERING ART SOCIETY	COMM GRANTS Spring Festival Art & Photography Exhibition	\$600.00
133	EFT18007	17/05/2019	CHITTERING PEST & WEED	FERGUSON HOUSE Spot Treat Live Termites To Garden Bed	\$99.00
134	EFT18008	17/05/2019	CLI Lawyers Pty Ltd t/as Commercial Litigation & Insolvency Lawyers	VARIOUS RATES DEBT COLLECTION Professional Fees & Disbursements	\$8,812.60

135	EFT18009	17/05/2019	Dynamic Group Communications & Electrical	6194 GNH MAINTENANCE Annual Air Conditioning Service, RCD Check, Emergency Lighting Testing, Replace 2 x Exhaust Fans, Re-establish Ducted Air Conditioning, Replace Exhaust Fan Switch, FERGUSON HOUSE MAINTENANCE Install New Hot Water System Element, Annual Air Conditioning Service, RCD Check, Smoke Alarms, MUCHEA HALL MAINTENANCE Install Flood Light To Bin Area, Replace Pump To Air Conditioning, BINDOON MUSEUM Install Smoke Alarm, DEPOT BUILDING Disconnect Toilet Block, CLUNE PARK MAINTENANCE Replace Damaged Pit Lid, Replace Sphere Light	\$3,723.88
136	EFT18010	17/05/2019	ECOWATER SERVICES PTY LTD	11 EDMONDS PLACE Total Pump Out & Recommissioning ATU System, Total System Evacuation	\$4,473.00
137	EFT18011	17/05/2019	EDGEFIELD PROJECTS	PLANNING CONSULTANTS Bindoon Placemaking Plan Landscape Design	\$9,900.00
138	EFT18012	17/05/2019	FULTON HOGAN INDUSTRIES PTY LTD	CHITTERING VALLEY ROAD Asphalt	\$1,408.00
139	EFT18013	17/05/2019	GINGIN CONCRETE	CHITTERING ROAD Supply Concrete	\$3,711.40
140	EFT18014	17/05/2019	LANDGATE CUSTOMER ACCOUNT	RATES VALUATION EXPENSES Rural UV Interim Vals	\$334.20
141	EFT18015	17/05/2019	MICHELLE LEANNE NAGEL	ADMIN RECRUITMENT Police Clearance (CSO)	\$50.65
142	EFT18016	17/05/2019	MIDALIA STEEL	CHITTERING MUSEUM MAINTENANCE Flashings	\$98.69
143	EFT18017	17/05/2019	McLEODS BARRISTERS & SOLICITORS	PLANNING LEGAL Withdrawal Of Caveat N191401, Lot 192 (No 3363) Great Northern Highway, Muchea	\$2,117.54
144	EFT18018	17/05/2019	NATIONWIDE SIGNS	COMM GRANTS 4 x Signs Biggest Morning Tea	\$352.00
145	EFT18019	17/05/2019	NORTHERN VALLEYS NEWS	GOVERNANCE ADVERTISING NV May 2019 Chatter, EVENT WYW NV Flyer, Map, Program (May 2019)	\$1,361.00
146	EFT18020	17/05/2019	OCS SERVICES PTY LTD	SHIRE CLEANING May 2019	\$4,450.78
147	EFT18021	17/05/2019	On Hold On Line	ADMIN COMMS Phone Tree Recording	\$50.00
148	EFT18022	17/05/2019	PLE Computers Pty Ltd	ADMIN IT DisplayPort To HDMI Cable x 10	\$190.00
149	EFT18023	17/05/2019	Power Metals Pty Ltd	RATES REFUND for assessment A11740 LOT E70/05008 MINING TENEMENT CHITTERING 6084	\$300.51
150	EFT18024	17/05/2019	QUALITY PRESS	ESL BFB DFES Metropolitan All Hazards Communications Guide	\$539.00
151	EFT18025	17/05/2019	RIVER ENGINEERING PTY LTD	GOVERNANCE CONSULTANCY Bindoon Lifestyle Caravan Park & Lifestyle Village, Wastewater & Disposal, Geotechnical Investigation	\$8,580.00
152	EFT18026	17/05/2019	Rusty's Plumbing Gas & Maintenance	BROCKMAN CENTRE PRECINCT MAINTENANCE Replace Public Toilet Taps To Antivandal Taps	\$1,325.50
153	EFT18027	17/05/2019	SCITECH DISCOVERY CENTRE	EVENT SCHOOL HOLIDAY Science Show 16/04/19	\$450.00
154	EFT18028	17/05/2019	SHIRE OF WONGAN-BALLIDU - GOLDEN HORIZONS	TOURISM Discover Golden Horizons Contribution 2018/19	\$1,500.00
155	EFT18029	17/05/2019	SLIMS TYRE SERVICE	000CH FORD RANGER Tyre Repair (CESM)	\$54.00
156	EFT18030	17/05/2019	SPENCE INDUSTRIES	CH924 ISUZU 2.4 TRUCK Repair Alternator & Belts (BINDOON)	\$2,466.11
157	EFT18031	17/05/2019	STATE LAW PUBLISHER, DEPT OF PREMIER & CABINET	PLANNING ADVERTISING Gazettal Of Local Planning Scheme No. 6 Amendment No. 65 (18/04/19)	\$626.16
158	EFT18032	17/05/2019	SUNNY SIGN COMPANY	VARIOUS ROADS Supply Sign	\$621.50
159	EFT18033	17/05/2019	SWAN TOWING SERVICE PTY LTD	OLOPS ABANDONED VEHICLES Towing Chittering Road To Muchea Landfill	\$165.00
160	EFT18034	17/05/2019	TRESA WHITE	GOVERNANCE GIFTS Recognition 10 Years Service (ESO)	\$196.98
161	EFT18035	17/05/2019	The Environmental Printing Company	EVENT WYW 10 x A4 posters, 5 x A3 posters, 2 x A1 posters, 500 x A5 posters	\$253.00
162	EFT18036	17/05/2019	UPPER CHITTERING VOLUNTEER BUSHFIRE BRIGADE	ESL BFB REIMBURSEMENT Phone Cover, Diary, Towbar Parts, Snatch Strap, Paint	\$217.65
163	EFT18037	17/05/2019	VODAFONE MESSAGING	ESL COMM Vodafone Messaging May 2019	\$533.90
164	EFT18038	17/05/2019	WATERTORQUE	CLUNE PARK MAINTENANCE Clean Bore, Air Develop Bore, Reinstall Pump & New Motor, Install Monitoring Dip Tube.	\$3,062.40
165	EFT18039	17/05/2019	WORKWEAR GROUP - LGCC	RATES UNIFORM Pencil Skirt, Pleat Straight Skirt, Slimline Pant, 3/4 Sleeve Shirt	\$399.70
166	EFT18040	21/05/2019	Department of Planning, Lands & Heritage	PLANNING LAND ACQUISITION Lot 8017 Plan 400412 (Proposed Lower Chittering Sport & Recreation Facility) Balance Outstanding	\$12,774.00
167	EFT18041	23/05/2019	JOHN BARLOW	COMMUNITY BUS Courtesy Payment April/May 2019	\$150.00
168	EFT18042	23/05/2019	PETER OSBORN	COMMUNITY BUS Courtesy Payment April/May 2019	\$100.00
169	EFT18046	28/05/2019	McLEODS BARRISTERS & SOLICITORS	LAND ACQUISITION Purchase Lot 89 Deposited Plan 404798 Koomal Street Bindoon	\$502,727.62
170	EFT18047	30/05/2019	CMS LEGAL	Payroll deductions	\$100.00
171	EFT18048	30/05/2019	LGRCEU	Payroll deductions	\$41.00
172	EFT18049	30/05/2019	SHIRE OF CHITTERING	Payroll deductions	\$780.00
173	EFT18050	31/05/2019	AIT SPECIALISTS PTY LTD	WORKS CONSULTANTS Fuel Tax Credit Review 01/01/15 - 31/12/18	\$2,530.00
174	EFT18051	31/05/2019	ANSPACH AG	FIRE MITIGATION Equipment Provision 04/04/19 - 06/04/19 Incident No 427747	\$2,369.25
175	EFT18052	31/05/2019	AUSTECH SURVEILLANCE PTY LTD	SUSSEX BEND RESERVE Install 1 x Hikvision NVR, VARIOUS PARKS & BUILDINGS Remote Setup Connected To Mode, Monthly Remote Connection April - June 2019, UPPER CHITTERING FIRE STATION Credit For Overpayment Invoice	\$2,825.00
176	EFT18053	31/05/2019	AVON WASTE	SANITATION WASTE COLLECTION FT1 May 2019	\$27,008.63
177	EFT18054	31/05/2019	BINDOON AND DISTRICTS AGRICULTURAL SOCIETY INC	WELFARE YOUTH Chittering Youth Krew Corporate Membership 2019	\$30.00
178	EFT18055	31/05/2019	BINDOON BAKEHAUS & CAFE	GOVERNANCE REFRESHMENTS 07/05/19	\$61.50
179	EFT18056	31/05/2019	BINDOON IGA	WELFARE YOUTH Meeting May 2019	\$144.98

Item 9.3.1

Attachment 1

180	EFT18057	31/05/2019	BRAGSKALE PTY LTD	LIBRARY MAINTENANCE Install Shelving & Remove Returns Box, MUCHEA OVAL MAINTENANCE Install Bollards	\$796.00	
181	EFT18058	31/05/2019	BUNNINGS BUILDING SUPPLIES	VARIOUS BUILDINGS & ROADS 2 x Solid Core Doors & Hardware, Formply	\$1,065.81	
182	EFT18059	31/05/2019	Bindoon Mediterranean Restaurant	GOVERNANCE REFRESHMENTS OCM 17/04/19	\$214.00	
183	EFT18060	31/05/2019	CHITTERING TOURIST ASSOC (INC)	TOURISM AREA PROMOTION Chittering Visitor Guide 2019	\$900.00	
184	EFT18061	31/05/2019	CLI Lawyers Pty Ltd t/as Commercial Litigation & Insolvency Lawyers	VARIOUS RATES DEBT COLLECTION Professional Fees	\$462.00	
185	EFT18062	31/05/2019	CUTTING EDGES EQUIPMENT PARTS PTY LTD	P1273 TRAX MACHINE Remove Teeth & Replace With Cutting Edge (TIP)	\$2,242.78	
186	EFT18063	31/05/2019	DI CANDILO STEEL CITY	OLOPS EXPENSES 30 x Powder Coated Plates	\$502.70	
187	EFT18064	31/05/2019	DOWNER EDI WORKS PTY LTD	MUCHEA EAST ROAD Bitumen Full Contract Spray & Seal, VARIOUS ROADS Stabilizing Testing, Sampling, Analysis & Reporting Additional Charges, VARIOUS ROADS Resealing Works	\$153,258.98	
188	EFT18065	31/05/2019	Department of Planning, Lands & Heritage	PLANNING APPLICATION FEES Use Of Land For Industry/Rural Feel Mill	\$10,486.00	
189	EFT18066	31/05/2019	Docushred	ADMIN RECORDS MANAGEMENT Document Disposal	\$237.60	
190	EFT18067	31/05/2019	Dynamic Group Communications & Electrical	FERGUSON HOUSE Relocate HWS Booster Switch	\$597.22	
191	EFT18068	31/05/2019	EMERG SOLUTIONS PTY LTD	ESL BFB COMM Direct SMS Number Annual Fee 01/06/19 - 31/05/20	\$600.00	
192	EFT18069	31/05/2019	Euan Martin	ADMIN TRAVEL & PARKING Content Marketing Workshop, Econ Dev Conference, Avon Tourism (EDO)	\$62.35	
193	EFT18070	31/05/2019	FRONTLINE FIRE & RESCUE EQUIPMENT	ESL BFB CLOTHING & ACCESSORIES Helmet Torch, On Slide Torch Holder, Helmet, Disposable Respirator, Fire Boots	\$3,896.86	
194	EFT18071	31/05/2019	FUEL DISTRIBUTORS OF WESTERN AUSTRALIA PTY LTD	DEPOT FUEL Diesel 5000L, Diesel 4100L	\$12,887.80	
195	EFT18072	31/05/2019	GORDON HOUSTON	RATES TITLE SEARCH Reimbursement Land Title Verification Of Identity 89 Koomal Street, Bindoon	\$44.00	
196	EFT18073	31/05/2019	HAYDON AGRICULTURAL CONTRACTORS	MUCHEA EAST ROAD RENEWAL Gravel Carting 1780T	\$20,167.40	
197	EFT18074	31/05/2019	HIGHWAY TRAFFIC PTY LTD	SANTA GERTRUDIS DRIVE Traffic Management 28/02/19 - 11/03/19	\$6,506.50	
198	EFT18075	31/05/2019	INTEGRITY FENCING & GATES	MUCHEA HALL RENEWAL Enclose ATU Area	\$2,475.00	
199	EFT18076	31/05/2019	JR & A HERSEY	VARIOUS WORKS Rakes, Spray & Mark, PPE	\$939.18	
200	EFT18077	31/05/2019	KLEEN WEST DISTRIBUTORS	VARIOUS PUBLIC CONVENIENCES Supply Toilet Paper, Air Spike, Urinal Wave Pad, Towel, Hand Towel, Bin Liners	\$1,377.75	
201	EFT18078	31/05/2019	KOMATSU AUSTRALIA PTY LTD	CH10555 KOMATSU GRADER Monthly Service Contract 28/03/19 - 29/04/19 (WORKS)	\$322.09	
202	EFT18079	31/05/2019	LANDGATE CUSTOMER ACCOUNT	RATES VALUATION EXPENSES Land Enquiry x 27	\$25.70	
203	EFT18080	31/05/2019	Nesci Estate Winery	EVENT BINDOON SHOW Tent Display Rusty Panels	\$80.00	
204	EFT18081	31/05/2019	PUMPS AUSTRALIA PTY LTD	WORKS MINOR ASSET Water Pump WP40/GX390ES	\$3,355.27	
205	EFT18082	31/05/2019	RAVI CONCRETE CONTRACTORS	DEPOT UPGRADE Construct Footpath Records Storage Donga To Gate, Pour Toilet Block Footings	\$3,905.00	
206	EFT18083	31/05/2019	RBC RURAL	VARIOUS PHOTOCOPIER CHARGES May 2019	\$1,249.02	
207	EFT18084	31/05/2019	Reinforced Concrete Pipes Australia (WA) Pty Ltd (RCPA)	MCKENZIE STREET Supply 5 x 2.4 Length 300mm Pipes With Bell, Supply Side Entry Pit Lid, 2 x 450 RRJ Pipes, Class 4	\$1,958.62	
208	EFT18085	31/05/2019	Rusty's Plumbing Gas & Maintenance	WANNAMAL PUBLIC CONVENIENCES Supply & Install New Pans, Cisterns, Single Tap Hole Basins With Time Flow Taps, Renew Basin Waste, 2 & 4/6194 GREAT NORTHERN HIGHWAY MAINTENANCE Septic Pump Out, FERGUSON HOUSE MAINTENANCE Run 90mm SW Pipe To Side Driveway, Cover Leach Drains, Remove Garden Beds, Remove Sleepers, Unblock Septic Tank, MUCHEA HALL MAINTENANCE Renew Jug Filler On Drink Chiller, DEPOT BUILDINGS Excavate Footings For New Toilet Block, Repair Water Line, Disconnect Toilet Block, MUCHEA HALL MAINTENANCE Install Ventilation To Male Toilets, UNIT 8/11 EDMONDS PLACE MAINTENANCE Supply 80L HWS	\$8,789.00	
209	EFT18086	31/05/2019	SLIMS TYRE SERVICE	CH5040 ISUZU TRUCK Tyre Repair (LOWER CHITTERING), CH1270 HOLDEN COMMODORE Service Cancellation Fee (EMCS), CH784 FORD RANGER 30,000km Service (BUILDING MTCE)	\$1,526.70	
210	EFT18087	31/05/2019	STATEWIDE CLEANING SUPPLIES PTY LTD	BROCKMAN CENTRE MAINTENANCE Supply Baby Change Table & Liners	\$706.74	
211	EFT18088	31/05/2019	STRINGYBARK COTTAGE WINERY, FUNCTION CENTRE & RESTAURANT	GOVERNANCE REFRESHMENTS OCM 15/05/19	\$418.00	
212	EFT18089	31/05/2019	SUNNY SIGN COMPANY	DENSLEY ROAD Supply 1 x No Through Road Sign	\$30.25	
213	EFT18090	31/05/2019	TELSTRA	TELEPHONE VARIOUS May 2019	\$5,172.65	
214	EFT18091	31/05/2019	WATER CORPORATION	SHIRE WATER 19/03/19 - 15/05/19	\$10,927.95	
215	EFT18092	31/05/2019	WATERTORQUE	LOWER CHITTERING OVAL Rebuild Bore Pump, Reinstate & Test	\$4,004.00	
216	EFT18093	31/05/2019	WC & SJ WRIGHT	CHITTERING ROAD 8t Excavator Hire 01/04/19 - 17/04/19, Watercart Hire 01/04/19	\$3,839.00	
217	EFT18094	31/05/2019	WESTERN TREE RECYCLERS	131 MUCHEA EAST ROAD REMEDIATION, VARIOUS LANDFILL Mobilise, Demobilise, Sort Downsize, Grind & Stockpile Processed Green Waste	\$58,465.00	
					Total EFT's	\$1,710,609.86
Muni Cheques						
218	14347	23/05/2019	SHIRE OF CHITTERING - PLEASE PAY CASH	WELFARE YOUTH Volunteer Meals 26/05/19	\$470.00	
					Total Cheque Payments	\$470.00

Direct Debits					
219	DD7426.1	01/05/2019	WA SUPER	Payroll deductions	\$12,479.34
220	DD7426.2	01/05/2019	SuperWrap Personal Super Plan	Superannuation contributions	\$190.09
221	DD7426.3	01/05/2019	REST SUPERANNUATION	Superannuation contributions	\$365.72
222	DD7426.4	01/05/2019	ANZ SMART CHOICE SUPER	Superannuation contributions	\$400.09
223	DD7426.5	01/05/2019	AUSTRALIAN SUPER	Superannuation contributions	\$916.14
224	DD7426.6	01/05/2019	Australian Ethical Retail Superannuation Fund	Superannuation contributions	\$278.19
225	DD7426.7	01/05/2019	PRIME SUPER	Superannuation contributions	\$122.82
226	DD7426.8	01/05/2019	AMP FLEXIBLE LIFETIME INSURANCE	Superannuation contributions	\$245.10
227	DD7426.9	01/05/2019	CBUS SUPER	Superannuation contributions	\$191.03
228	DD	14/05/2019	BENDIGO BANK	CREDIT CARD April 2019	\$6,973.46
229	DD7474.1	15/05/2019	WA SUPER	Payroll deductions	\$12,441.95
230	DD7474.2	15/05/2019	ANZ SMART CHOICE SUPER	Superannuation contributions	\$191.92
231	DD7474.3	15/05/2019	SuperWrap Personal Super Plan	Superannuation contributions	\$191.79
232	DD7474.4	15/05/2019	REST SUPERANNUATION	Superannuation contributions	\$365.72
233	DD7474.5	15/05/2019	ANZ SMART CHOICE SUPER	Superannuation contributions	\$400.09
234	DD7474.6	15/05/2019	AUSTRALIAN SUPER	Superannuation contributions	\$1,336.73
235	DD7474.7	15/05/2019	Australian Ethical Retail Superannuation Fund	Superannuation contributions	\$278.19
236	DD7474.8	15/05/2019	PRIME SUPER	Superannuation contributions	\$122.82
237	DD7474.9	15/05/2019	Colonial First State Rollover & Superannuation Fund	Superannuation contributions	\$249.10
238	DD7498.1	29/05/2019	TAMARA AQUILINA	REFUND KEY BOND	\$50.00
239	DD7500.1	29/05/2019	WA SUPER	Payroll deductions	\$12,193.05
240	DD7500.2	29/05/2019	ANZ SMART CHOICE SUPER	Superannuation contributions	\$191.92
241	DD7500.3	29/05/2019	SuperWrap Personal Super Plan	Superannuation contributions	\$191.92
242	DD7500.4	29/05/2019	REST SUPERANNUATION	Superannuation contributions	\$369.30
243	DD7500.5	29/05/2019	ANZ SMART CHOICE SUPER	Superannuation contributions	\$400.09
244	DD7500.6	29/05/2019	AUSTRALIAN SUPER	Superannuation contributions	\$1,368.29
245	DD7500.7	29/05/2019	Australian Ethical Retail Superannuation Fund	Superannuation contributions	\$278.19
246	DD7500.8	29/05/2019	PRIME SUPER	Superannuation contributions	\$122.82
247	DD7500.9	29/05/2019	Colonial First State Rollover & Superannuation Fund	Superannuation contributions	\$153.53
248	DD7426.10	01/05/2019	ANZ SMART CHOICE SUPER	Superannuation contributions	\$190.09
249	DD7474.10	15/05/2019	AMP FLEXIBLE LIFETIME INSURANCE	Superannuation contributions	\$246.31
250	DD7474.11	15/05/2019	CBUS SUPER	Superannuation contributions	\$195.88
251	DD7500.10	29/05/2019	AMP FLEXIBLE LIFETIME INSURANCE	Superannuation contributions	\$246.94
252	DD7500.11	29/05/2019	CBUS SUPER	Superannuation contributions	\$194.73
				Total Direct Debits	\$54,133.35
				Total Municipal Payments	\$2,039,528.82
Trust Payments					
253	DD7455.1	10/05/2019	AMY LOUISE MCAULIFFE	REFUND COMMUNITY BUS HIRE BOND LESS FUEL COSTS	\$455.70
254	DD7455.2	10/05/2019	SHIRE OF CHITTERING	COST OF FUEL TO FILL COMMUNITY BUS BOND - AMY MCAULIFFE	\$44.30
255	DD7456.1	10/05/2019	KATHLEEN LAVINIA CARRINGTON	KEY BOND REFUND LESS GOODS TAKEN	\$529.51
256	DD7456.2	10/05/2019	SHIRE OF CHITTERING	HALL KEY REFUND - KATHLEEN CARRINGTON LESS GOODS TAKEN \$20.49	\$20.49
257	EFT18043	23/05/2019	CONSTRUCTION TRAINING FUND	BCITF LEVY FEE APRIL 2019	\$2,073.45
258	EFT18044	23/05/2019	DEPARTMENT OF MINES, INDUSTRY REGULATION AND SAFETY	BSL LEVY FEE APRIL 2019	\$2,110.81
259	EFT18045	23/05/2019	SHIRE OF CHITTERING	BCITF AGENT FEE APRIL 2019	\$49.50
260	EFT18095	31/05/2019	SHIRE OF CHITTERING	BSL AGENT FEE APRIL 2019	\$75.00
				Total Trust Payments	\$5,358.76



**MONTHLY FINANCIAL REPORT
(Containing the Statement of Financial Activity)
For the Period Ended 31 May 2019**

LOCAL GOVERNMENT ACT 1995

LOCAL GOVERNMENT (FINANCIAL MANAGEMENT) REGULATIONS 1996

TABLE OF CONTENTS

Information Summary	3-5
Statement of Financial Activity by Program	6
Statement of Financial Activity by Nature or Type	7
Statement of Capital Acquisitions and Capital Funding	8
Note 1 Significant Accounting Policies	9-13
Note 2 Explanation of Material Variances	14-15
Note 3 Net Current Funding Position	16
Note 4 Cash and Investments	17
Note 5 Budget Amendments	18
Note 6 Receivables	19
Note 7 Cash Backed Reserves	20
Note 8 Disposal of Assets	21
Note 9 Rating Information	22
Note 10 Information on Borrowings	23
Note 11 Grants and Contributions	24
Note 12 Trust Fund	25
Note 13 Capital Acquisitions	26-28

Date prepared: 17/06/19

SHIRE OF CHITTERING
Information Summary
For the Period Ended 31 May 2019

Key Information

Report Purpose

This report is prepared to meet the requirements of *Local Government (Financial Management) Regulations 1996, Regulation 34*. The figures in this report have not been audited and the end of year processes have not been finalised. It is possible these figures will change once the end of year processes have been completed.

Overview

Summary reports and graphical progressive graphs are provided on pages 2 - 3.

Statement of Financial Activity by Reporting Program

Is presented on page 6 and shows a surplus as at 31 May 2019 of \$535,963.

Items of Significance

The material variance adopted by the Shire of Chittering for the 2018/19 year is \$10,000 or 10% whichever is the greater. The following selected items have been highlighted due to the amount of the variance to the budget or due to the nature of the revenue/expenditure. A full listing and explanation of all items considered of material variance is disclosed in Note 2.

Capital Expenditure

Land and Buildings	▲	\$207,960	Land transactions have not occurred as per Budget.
Plant and Equipment	▲	\$264,428	Vehicle purchases have not occurred as per Budget.
Infrastructure Assets - Roads	▲	\$799,939	Projects not commenced - distributed over twelve months.
Infrastructure Assets - Bridges	▲	\$1,365	
Infrastructure Assets - Footpaths	▲	\$199,831	Projects not commenced - distributed over twelve months.
Infrastructure Assets - Drainage		\$0	
Infrastructure Assets - Parks & Ovals	▲	\$41,438	Purchases delayed
Infrastructure Assets - Other	▲	\$20,000	

Capital Revenue

	% Collected / Completed	Annual Budget	YTD Budget	YTD Actual
Significant Projects				
Sandown Park Ablution/Shower Block	411%	\$ 8,920	\$ 8,923	\$ 36,699
Administration Buildings (Capital)	158%	\$ 110,230	\$ 110,230	\$ 174,443
CCTV Throughout Shire	100%	\$ 64,526	\$ 64,526	\$ 64,482
CH1252 New Truck Crew Cab (P1252) (WORKS)	96%	\$ 85,710	\$ 85,710	\$ 82,250
Carl Street		\$ -	\$ -	\$ -
North Rd	80%	\$ 68,605	\$ 65,236	\$ 55,107
Snake Spring Road	97%	\$ 37,560	\$ 37,560	\$ 36,353
Spillman Road		\$ -	\$ -	\$ 28,679
Muchea East Road Renewal (RRG)	71%	\$ 791,547	\$ 791,547	\$ 562,201
Muchea East Road (BS)	109%	\$ 272,300	\$ 272,300	\$ 297,955
Wandena Road (BS)		\$ 314,525	\$ 314,525	\$ 3,500
Grants, Subsidies and Contributions				
Operating Grants, Subsidies and Contributions	89%	\$ 1,167,125	\$ 1,153,758	\$ 1,037,938
Non-operating Grants, Subsidies and Contributions	56%	\$ 1,012,284	\$ 998,244	\$ 561,825
	73%	\$ 2,179,409	\$ 2,152,002	\$ 1,599,763
Rates Levied	99%	\$ 5,576,226	\$ 5,576,226	\$ 5,503,772

% Compares Current YTD Actuals to Annual Budget

Financial Position		Prior Year 31 May 2018	Current Year 31 May 2019
Adjusted Net Current Assets	27%	\$ 1,952,480	\$ 532,783
Cash and Equivalent - Unrestricted	25%	\$ 2,088,735	\$ 531,272
Cash and Equivalent - Restricted	130%	\$ 1,611,458	\$ 2,095,208
Receivables - Rates	89%	\$ 339,302	\$ 301,970
Receivables - Other	219%	\$ 151,752	\$ 332,037
Payables	118%	\$ 213,759	\$ 251,550

% Compares Current YTD Actuals to Prior Year Actuals at the same time

Note: The Statements and accompanying notes are prepared based on all transactions recorded at the time of preparation and may vary due to transactions being processed for the reporting period after the date of preparation.

Preparation

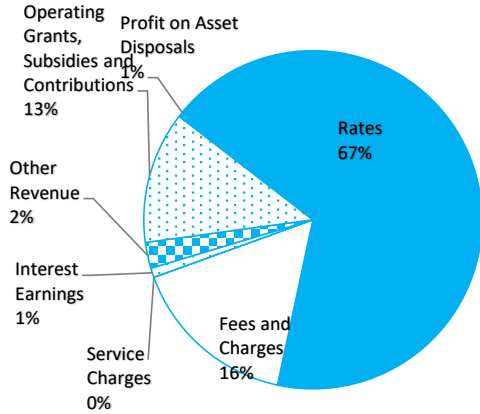
Prepared by: Rhona Hawkins

Reviewed by: Rhona Hawkins

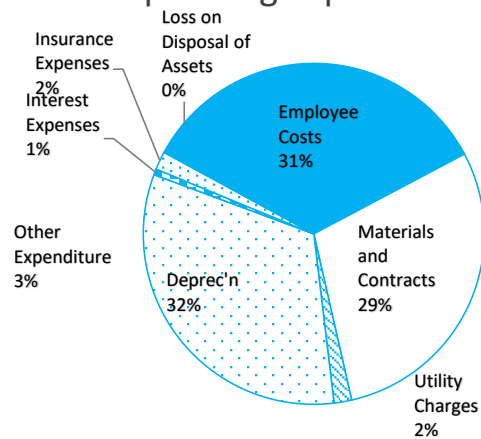
Date prepared: 17/06/19

SHIRE OF CHITTERING
Information Summary
For the Period Ended 31 May 2019

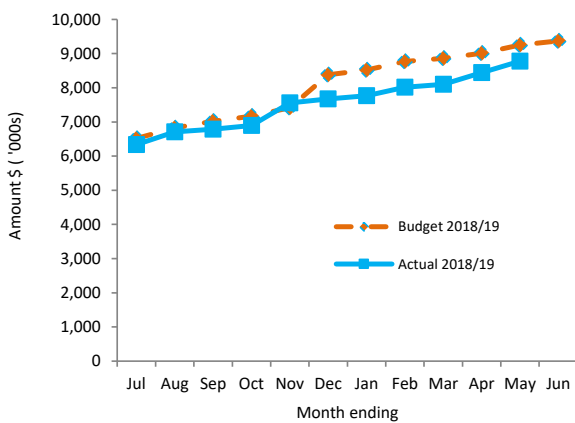
Operating Revenue



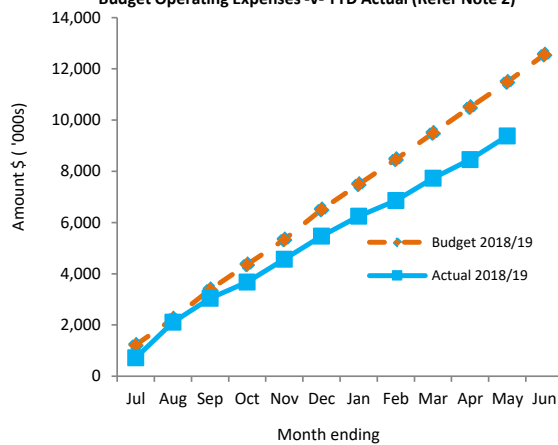
Operating Expenditure



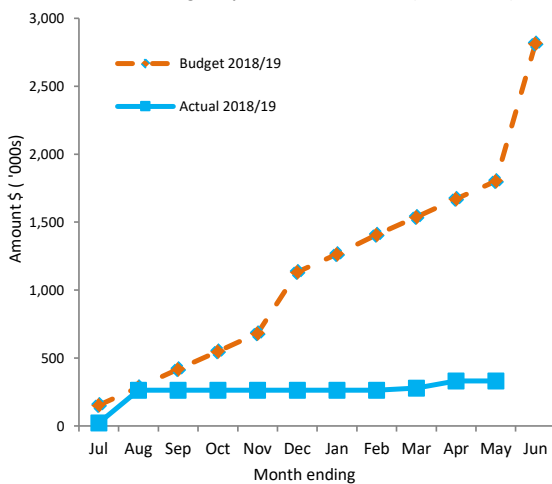
Budget Operating Revenues -v- Actual (Refer Note 2)



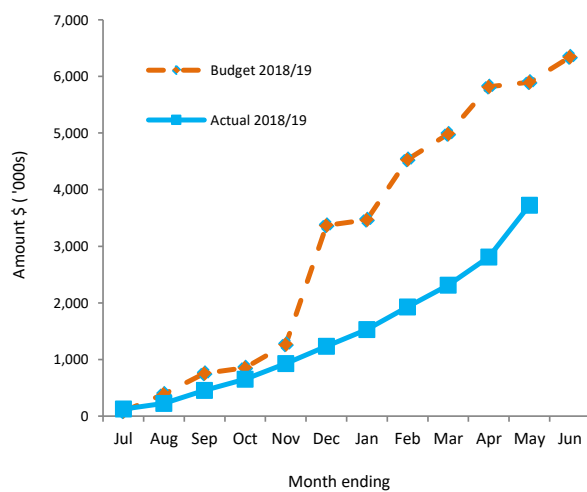
Budget Operating Expenses -v- YTD Actual (Refer Note 2)



Budget Capital Revenue -v- Actual (Refer Note 2)



Budget Capital Expenses -v- Actual (Refer Note 2)



This information is to be read in conjunction with the accompanying Financial Statements and Notes.

SHIRE OF CHITTERING
STATEMENT OF FINANCIAL ACTIVITY
(By Nature or Type)
For the Period Ended 31 May 2019

	Note	Adopted Annual Budget	Amended Annual Budget	YTD Budget (a)	YTD Actual (b)	Var. \$ (b)-(a)	Var. % (b)-(a)/(a)	Var. ▲▼	Significant Var. \$
		\$	\$	\$	\$	\$	%		
Opening Funding Surplus (Deficit)	3	1,671,698	1,704,754	1,704,754	1,704,754	0	0%		
Revenue from operating activities									
Rates	9	5,576,226	5,576,226	5,576,226	5,503,772	(72,454)	(1%)	▼	
Operating Grants, Subsidies and Contributions	11	1,167,125	1,167,125	1,153,758	1,037,938	(115,820)	(10%)	▼	\$
Fees and Charges		1,332,718	1,332,718	1,264,822	1,323,676	58,854	5%	▲	
Service Charges		0	0	0	0	0			
Interest Earnings		130,834	130,834	119,911	74,251	(45,660)	(38%)	▼	\$
Other Revenue		148,400	148,400	137,361	203,794	66,433	48%	▲	\$
Profit on Disposal of Assets	8	4,277	4,277	3,905	74,250	70,345	1801%	▲	\$
		8,359,580	8,359,580	8,255,983	8,217,680				
Expenditure from operating activities									
Employee Costs		(3,500,585)	(3,500,585)	(3,219,754)	(2,894,613)	325,141	10%	▲	\$
Materials and Contracts		(3,208,245)	(3,208,245)	(2,909,547)	(2,737,531)	172,016	6%	▲	
Utility Charges		(163,504)	(163,504)	(154,684)	(156,307)	(1,623)	(1%)	▼	
Depreciation on Non-Current Assets		(4,742,350)	(4,742,350)	(4,347,002)	(3,052,699)	1,294,303	30%	▲	\$
Interest Expenses		(90,010)	(90,010)	(83,348)	(52,334)	31,014	37%	▲	\$
Insurance Expenses		(182,841)	(182,841)	(179,560)	(161,945)	17,615	10%	▲	
Other Expenditure		(367,868)	(367,868)	(310,164)	(301,324)	8,840	3%	▲	
Loss on Disposal of Assets	8	(303,097)	(303,097)	(277,794)	(22,866)	254,928	92%	▲	\$
		(12,558,499)	(12,558,499)	(11,481,853)	(9,379,619)				
Operating activities excluded from budget									
Add back Depreciation		4,742,350	4,742,350	4,347,002	3,052,699	(1,294,303)	(30%)	▼	\$
Adjust (Profit)/Loss on Asset Disposal	8	298,820	298,820	273,889	(51,385)	(325,274)	(119%)	▼	\$
Movement in Leave Reserve (Added Back)		0	0	0	(72)	(72)		▼	
Movement in Deferred Pensioner Rates/ESL		0	0	0	0	0			
Movement in Employee Benefit Provisions		0	0	0	0	0			
Rounding Adjustments		0	0	0	0	0			
Adjustment in Fixed Assets		0	0	0	0	0			
Amount attributable to operating activities		842,251	842,251	1,395,022	1,839,304				
Investing activities									
Grants, Subsidies and Contributions	11	1,012,284	1,012,284	998,244	561,825	(436,419)	(44%)	▼	\$
Proceeds from Disposal of Assets	8	1,130,855	1,130,855	249,946	333,012	83,066	33%	▲	\$
Land Held for Resale	13	0	0	0	0	0			
Land and Buildings	13	(1,139,042)	(1,139,042)	(1,139,045)	(931,085)	207,960	18%	▲	\$
Plant and Equipment	13	(1,008,377)	(1,008,377)	(1,008,377)	(743,949)	264,428	26%	▲	\$
Furniture and Equipment	13	0	0	0	0	0			
Infrastructure Assets - Roads	13	(2,499,043)	(2,499,043)	(2,495,674)	(1,695,735)	799,939	32%	▲	\$
Infrastructure Assets - Bridges	13	(97,319)	(97,319)	(97,319)	(95,954)	1,365	1%	▲	
Infrastructure Assets - Footpaths	13	(297,742)	(297,742)	(297,742)	(97,911)	199,831	67%	▲	\$
Infrastructure Assets - Drainage	13	0	0	0	0	0			
Infrastructure Assets - Parks & Ovals	13	(169,266)	(169,266)	(133,434)	(91,996)	41,438	31%	▲	\$
Infrastructure Assets - Airports	13	0	0	0	0	0			
Infrastructure Assets - Sewerage	13	0	0	0	0	0			
Infrastructure Assets - Other	13	(20,000)	(20,000)	(20,000)	0	20,000	100%	▲	\$
Amount attributable to investing activities		(3,087,650)	(3,087,650)	(3,943,401)	(2,761,793)				
Financing Activities									
Proceeds from New Debentures		705,000	705,000	646,239	0	(646,239)	(100%)	▼	\$
Proceeds from Advances		0	0	0	0	0			
Self-Supporting Loan Principal		0	0	0	0	0			
Transfer from Reserves	7	979,629	979,629	906,322	0	(906,322)	(100%)	▼	\$
Advances to Community Groups		0	0	0	0	0			
Repayment of Debentures	10	(509,216)	(509,216)	(155,385)	(247,328)	(91,943)	(59%)	▼	\$
Transfer to Reserves	7	(601,711)	(601,711)	(551,540)	1,025	552,565	100%	▲	\$
Amount attributable to financing activities		573,702	573,702	845,636	(246,302)				
Closing Funding Surplus (Deficit)	3	0	33,057	2,011	535,963				

▲ ▼ Indicates a variance between Year to Date (YTD) Budget and YTD Actual data as per the adopted materiality threshold. Refer to Note 2 for an explanation of the reasons for the variance.

This statement is to be read in conjunction with the accompanying Financial Statements and notes.

SHIRE OF CHITTERING
STATEMENT OF FINANCIAL ACTIVITY
(Statutory Reporting Program)
For the Period Ended 31 May 2019

	Note	Adopted Annual Budget	Amended Annual Budget (d)	YTD Budget (a)	YTD Actual (b)	Var. \$ (b)-(a)	Var. % (b)-(a) (a)/(a)	Var. ▲▼	Significant Var. S
		\$	\$	\$	\$	\$	%		
Opening Funding Surplus(Deficit)	3	1,671,698	1,704,754	1,704,754	1,704,754	0	0%		
Revenue from operating activities									
Governance		14,100	14,100	12,838	17,727	4,889	38%	▲	
General Purpose Funding - Rates	9	5,576,226	5,503,470	5,576,226	5,503,772	(72,454)	(1%)	▼	
General Purpose Funding - Other		850,710	923,466	834,543	819,942	(14,601)	(2%)	▼	
Law, Order and Public Safety		313,553	313,553	281,648	297,566	15,918	6%	▲	
Health		53,375	53,375	48,906	40,709	(8,197)	(17%)	▼	
Education and Welfare		19,100	19,100	18,863	17,008	(1,855)	(10%)	▼	
Housing		132,080	132,080	121,368	172,259	50,891	42%	▲	S
Community Amenities		940,048	940,048	928,542	1,015,605	87,063	9%	▲	
Recreation and Culture		13,400	13,400	12,243	11,075	(1,168)	(10%)	▼	
Transport		110,277	110,277	109,761	122,097	12,336	11%	▲	S
Economic Services		303,487	303,487	280,597	161,365	(119,232)	(42%)	▼	S
Other Property and Services		33,224	33,224	30,448	38,555	8,107	27%	▲	
		8,359,580	8,359,580	8,255,983	8,217,680				
Expenditure from operating activities									
Governance		(867,599)	(867,599)	(739,149)	(688,948)	50,201	7%	▲	
General Purpose Funding		(318,712)	(318,712)	(292,462)	(235,378)	57,084	20%	▲	S
Law, Order and Public Safety		(1,027,635)	(1,027,635)	(946,543)	(857,395)	89,148	9%	▲	
Health		(366,302)	(366,302)	(340,087)	(319,694)	20,393	6%	▲	
Education and Welfare		(116,647)	(116,647)	(108,059)	(108,421)	(362)	(0%)	▼	
Housing		(416,226)	(416,226)	(382,543)	(296,085)	86,458	23%	▲	S
Community Amenities		(2,143,972)	(2,143,972)	(1,973,632)	(1,894,724)	78,908	4%	▲	
Recreation and Culture		(1,393,070)	(1,393,070)	(1,279,995)	(1,281,382)	(1,387)	(0%)	▼	
Transport		(4,662,554)	(4,662,554)	(4,274,582)	(2,866,327)	1,408,255	33%	▲	S
Economic Services		(1,222,668)	(1,222,668)	(1,105,982)	(826,571)	279,411	25%	▲	S
Other Property and Services		(23,115)	(23,115)	(38,819)	(4,694)	34,125	88%	▲	S
		(12,558,499)	(12,558,499)	(11,481,853)	(9,379,619)				
Operating activities excluded from budget									
Add back Depreciation		4,742,350	4,742,350	4,347,002	3,052,699	(1,294,303)	(30%)	▼	S
Adjust (Profit)/Loss on Asset Disposal	8	298,820	298,820	273,889	(51,385)	(325,274)	(119%)	▼	S
Movement in Leave Reserve (Added Back)		0	0	0	(72)	(72)		▼	
Movement in Deferred Pensioner Rates/ESL		0	0	0	0	0			
Movement in Employee Benefit Provisions		0	0	0	0	0			
Rounding Adjustments		0	0	0	0	0			
Adjustment in Fixed Assets		0	0	0	0	0			
Amount attributable to operating activities		842,251	842,251	1,395,022	1,839,304				
Investing Activities									
Non-operating Grants, Subsidies and Contributions	11	1,012,284	1,012,284	998,244	561,825	(436,419)	(44%)	▼	S
Proceeds from Disposal of Assets	8	1,130,855	1,130,855	249,946	333,012	83,066	33%	▲	S
Land Held for Resale	13	0	0	0	0	0			
Land and Buildings	13	(1,139,042)	(1,139,042)	(1,139,045)	(931,085)	207,960	18%	▲	S
Plant and Equipment	13	(1,008,377)	(1,008,377)	(1,008,377)	(743,949)	264,428	26%	▲	S
Furniture and Equipment	13	0	0	0	0	0			
Infrastructure Assets - Roads	13	(2,499,043)	(2,499,043)	(2,495,674)	(1,695,735)	799,939	32%	▲	S
Infrastructure Assets - Bridges	13	(97,319)	(97,319)	(97,319)	(95,954)	1,365	1%	▲	
Infrastructure Assets - Footpaths	13	(297,742)	(297,742)	(297,742)	(97,911)	199,831	67%	▲	S
Infrastructure Assets - Drainage	13	0	0	0	0	0			
Infrastructure Assets - Parks & Ovals	13	(169,266)	(169,266)	(133,434)	(91,996)	41,438	31%	▲	S
Infrastructure Assets - Airports	13	0	0	0	0	0			
Infrastructure Assets - Sewerage	13	0	0	0	0	0			
Infrastructure Assets - Other	13	(20,000)	(20,000)	(20,000)	0	20,000	100%	▲	S
Amount attributable to investing activities		(3,087,650)	(3,087,650)	(3,943,401)	(2,761,793)				
Financing Activities									
Proceeds from New Debentures		705,000	705,000	646,239	0	(646,239)	100%	▼	
Proceeds from Advances		0	0	0	0	0			
Self-Supporting Loan Principal		0	0	0	0	0			
Transfer from Reserves	7	979,629	979,629	906,322	0	(906,322)	100%	▼	
Advances to Community Groups		0	0	0	0	0			
Repayment of Debentures	10	(509,216)	(509,216)	(155,385)	(247,328)	(91,943)	(59%)	▼	S
Transfer to Reserves	7	(601,711)	(601,711)	(551,540)	1,025	552,565	100%	▲	S
Amount attributable to financing activities		573,702	573,702	845,636	(246,302)				
Closing Funding Surplus(Deficit)	3	0	33,057	2,011	535,963				

▲▼ Indicates a variance between Year to Date (YTD) Budget and YTD Actual data as per the adopted materiality threshold. Refer to Note 2 for an explanation of the reasons for the variance.

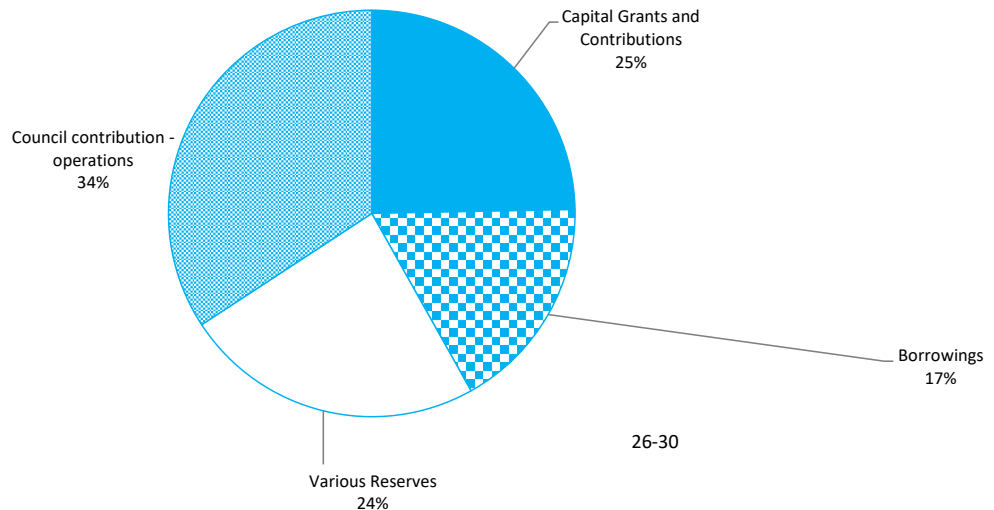
This statement is to be read in conjunction with the accompanying Financial Statements and notes.

SHIRE OF CHITTERING
STATEMENT OF CAPITAL ACQUISITIONS AND CAPITAL FUNDING
 For the Period Ended 31 May 2019

Capital Acquisitions

	Note	YTD Actual New/ Upgrade (a)	YTD Actual (Renewal Expenditure) (b)	YTD Budget (d)	Amended Annual Budget	Adopted Annual Budget	YTD Actual Total (c) = (a)+(b)	Variance (d) - (c)
		\$	\$	\$	\$	\$	\$	\$
Land Held for Resale	13	0	0	0	0	0	0	0
Land and Buildings	13	0	931,085	1,139,045	1,139,042	1,139,042	931,085	(207,960)
Plant and Equipment	13	0	743,949	1,008,377	1,008,377	1,008,377	743,949	(264,428)
Infrastructure Assets - Roads	13	0	1,695,735	2,495,674	2,499,043	2,499,043	1,695,735	(799,939)
Infrastructure Assets - Bridges	13	0	95,954	97,319	97,319	97,319	95,954	(1,365)
Infrastructure Assets - Footpaths	13	0	97,911	297,742	297,742	297,742	97,911	(199,831)
Infrastructure Assets - Drainage	13	0	0	0	0	0	0	0
Infrastructure Assets - Parks & Ovals	13	0	91,996	133,434	169,266	169,266	91,996	(41,438)
Infrastructure Assets - Airports	13	0	0	0	0	0	0	0
Infrastructure Assets - Sewerage	13	0	0	0	0	0	0	0
Infrastructure Assets - Other	13	0	0	20,000	20,000	20,000	0	(20,000)
Capital Expenditure Totals		0	3,656,630	5,191,591	5,230,789	5,230,789	3,656,630	(1,534,961)
Capital acquisitions funded by:								
Capital Grants and Contributions				998,244	1,012,284	1,012,284	561,825	
Borrowings				646,239	705,000	705,000	0	
Various Reserves				906,322	979,629		0	
Council contribution - operations				2,390,840	1,403,021		2,761,793	
Capital Funding Total				5,191,591	5,230,789		3,656,630	

Budgeted Capital Acquisitions Funding



SHIRE OF CHITTERING
NOTES TO THE STATEMENT OF FINANCIAL ACTIVITY
For the Period Ended 31 May 2019

Note 1: Significant Accounting Policies**(a) Basis of Accounting**

This statement comprises a special purpose financial report which has been prepared in accordance with Australian Accounting Standards (as they apply to local governments and not-for-profit entities), Australian Accounting Interpretations, other authoritative pronouncements of the Australian Accounting Standards Board, the Local Government Act 1995 and accompanying regulations. Material accounting policies which have been adopted in the preparation of this statement are presented below and have been consistently applied unless stated otherwise. Except for cash flow and rate setting information, the report has also been prepared on the accrual basis and is based on historical costs, modified, where applicable, by the measurement at fair value of selected non-current assets, financial assets and liabilities.

Critical Accounting Estimates

The preparation of a financial report in conformity with Australian Accounting Standards requires management to make judgements, estimates and assumptions that effect the application of policies and reported amounts of assets and liabilities, income and expenses. The estimates and associated assumptions are based on historical experience and various other factors that are believed to be reasonable under the circumstances; the results of which form the basis of making the judgements about carrying values of assets and liabilities that are not readily apparent from other sources. Actual results may differ from these estimates.

(b) The Local Government Reporting Entity

All Funds through which the Council controls resources to carry on its functions have been included in this statement. In the process of reporting on the local government as a single unit, all transactions and balances between those funds (for example, loans and transfers between Funds) have been eliminated. All monies held in the Trust Fund are excluded from the statement, but a separate statement of those monies appears at Note 12.

(c) Rounding Off Figures

All figures shown in this statement are rounded to the nearest dollar.

(d) Rates, Grants, Donations and Other Contributions

Rates, grants, donations and other contributions are recognised as revenues when the local government obtains control over the assets comprising the contributions. Control over assets acquired from rates is obtained at the commencement of the rating period or, where earlier, upon receipt of the rates.

(e) Goods and Services Tax

Revenues, expenses and assets are recognised net of the amount of GST, except where the amount of GST incurred is not recoverable from the Australian Taxation Office (ATO). Receivables and payables are stated inclusive of GST receivable or payable. The net amount of GST recoverable from, or payable to, the ATO is included with receivables or payables in the statement of financial position. Cash flows are presented on a gross basis. The GST components of cash flows arising from investing or financing activities which are recoverable from, or payable to, the ATO are presented as operating cash flows.

(f) Cash and Cash Equivalents

Cash and cash equivalents include cash on hand, cash at bank, deposits available on demand with banks and other short term highly liquid investments that are readily convertible to known amounts of cash and which are subject to an insignificant risk of changes in value and bank overdrafts. Bank overdrafts are reported as short term borrowings in current liabilities in the statement of financial position.

(g) Trade and Other Receivables

Trade and other receivables include amounts due from ratepayers for unpaid rates and service charges and other amounts due from third parties for goods sold and services performed in the ordinary course of business.

Receivables expected to be collected within 12 months of the end of the reporting period are classified as current assets. All other receivables are classified as non-current assets. Collectability of trade and other receivables is reviewed on an ongoing basis. Debts that are known to be uncollectible are written off when identified. An allowance for doubtful debts is raised when there is objective evidence that they will not be collectible.

(h) Inventories**General**

Inventories are measured at the lower of cost and net realisable value. Net realisable value is the estimated selling price in the ordinary course of business less the estimated costs of completion and the estimated costs necessary to make the sale.

Land Held for Resale

All assets are initially recognised at cost. Cost is determined as the fair value of the assets given as consideration plus costs incidental to the acquisition. For assets acquired at no cost or for nominal consideration, cost is determined as fair value at the date of acquisition. The cost of non-current assets constructed by the local government includes the cost of all materials used in the construction, direct labour on the project and an appropriate proportion of variable and fixed overhead. Certain asset classes may be revalued on a regular basis such that the carrying values are not materially different from fair value. Assets carried at fair value are to be revalued with sufficient regularity to ensure the carrying amount does not differ materially from that determined using fair value at reporting date.

SHIRE OF CHITTERING
NOTES TO THE STATEMENT OF FINANCIAL ACTIVITY
For the Period Ended 31 May 2019

Note 1: Significant Accounting Policies**(j) Depreciation of Non-Current Assets**

All non-current assets having a limited useful life are systematically depreciated over their useful lives in a manner which reflects the consumption of the future economic benefits embodied in those assets.

Depreciation is recognised on a straight-line basis, using rates which are reviewed each reporting period. Major depreciation rates and periods are:

Asset	Years
Buildings	30 to 50 years
Plant and Equipment - Furniture	4 to 10 years
Plant and Equipment - Computer Hardware	3 years
Plant and Equipment - Heavy	5 to 15 years
Plant and Equipment - Light	0 to 10 years
Sealed roads and streets	
formation (clearing and earthworks)	not depreciated
pavement (construction and road base)	50 years
seal	
bituminous seals	20 years
asphalt surfaces	25 years
Gravel Roads	
formation (clearing and earthworks)	not depreciated
pavement (construction and road base)	50 years
gravel sheet	12 years
Formed roads	
formation (clearing and earthworks)	not depreciated
pavement (construction and road base)	50 years
Footpaths - slab	40 years
Footpaths - asphalt	10 years
Sewerage piping	100 years
Water supply piping & drainage systems	75 years

(k) Trade and Other Payables

Trade and other payables represent liabilities for goods and services provided to the Council prior to the end of the financial year that are unpaid and arise when the Council becomes obliged to make future payments in respect of the purchase of these goods and services. The amounts are unsecured, are recognised as a current liability and are normally paid within 30 days of recognition.

(l) Employee Benefits

The provisions for employee benefits relates to amounts expected to be paid for long service leave, annual leave, wages and salaries and are calculated as follows:

(i) Wages, Salaries, Annual Leave and Long Service Leave (Short-term Benefits)

The provision for employees' benefits to wages, salaries, annual leave and long service leave expected to be settled within 12 months represents the amount the Shire has a present obligation to pay resulting from employees services provided to balance date. The provision has been calculated at nominal amounts based on remuneration rates the Shire expects to pay and includes related on-costs.

(ii) Annual Leave and Long Service Leave (Long-term Benefits)

The liability for long service leave is recognised in the provision for employee benefits and measured as the present value of expected future payments to be made in respect of services provided by employees up to the reporting date using the project unit credit method. Consideration is given to expected future wage and salary levels, experience of employee departures and periods of service. Expected future payments are discounted using market yields at the reporting date on national government bonds with terms to maturity and currency that match as closely as possible, the estimated future cash outflows. Where the Shire does not have the unconditional right to defer settlement beyond 12 months, the liability is recognised as a current liability.

(m) Interest-bearing Loans and Borrowings

All loans and borrowings are initially recognised at the fair value of the consideration received less directly attributable transaction costs. After initial recognition, interest-bearing loans and borrowings are subsequently measured at amortised cost using the effective interest method. Fees paid on the establishment of loan facilities that are yield related are included as part of the carrying amount of the loans and borrowings.

Borrowings are classified as current liabilities unless the Council has an unconditional right to defer settlement of the liability for at least 12 months after the balance sheet date.

SHIRE OF CHITTERING
NOTES TO THE STATEMENT OF FINANCIAL ACTIVITY
For the Period Ended 31 May 2019

Note 1: Significant Accounting Policies**Borrowing Costs**

Borrowing costs are recognised as an expense when incurred except where they are directly attributable to the acquisition, construction or production of a qualifying asset. Where this is the case, they are capitalised as part of the cost of the particular asset.

(n) Provisions

Provisions are recognised when: The Council has a present legal or constructive obligation as a result of past events; it is more likely than not that an outflow of resources will be required to settle the obligation; and the amount has been reliably estimated. Provisions are not recognised for future operating losses. Where there are a number of similar obligations, the likelihood that an outflow will be required in settlement is determined by considering the class of obligations as a whole. A provision is recognised even if the likelihood of an outflow with respect to any one of item included in the same class of obligations may be small.

(o) Current and Non-Current Classification

In the determination of whether an asset or liability is current or non-current, consideration is given to the time when each asset or liability is expected to be settled. The asset or liability is classified as current if it is expected to be settled within the next 12 months, being the Council's operational cycle. In the case of liabilities where Council does not have the unconditional right to defer settlement beyond 12 months, such as vested long service leave, the liability is classified as current even if not expected to be settled within the next 12 months. Inventories held for trading are classified as current even if not expected to be realised in the next 12 months except for land held for resale where it is held as non current based on Council's intentions to release for sale.

(p) Nature or Type Classifications**Rates**

All rates levied under the Local Government Act 1995. Includes general, differential, specific area rates, minimum rates, interim rates, back rates, ex-gratia rates, less discounts offered. Exclude administration fees, interest on instalments, interest on arrears and service charges.

Operating Grants, Subsidies and Contributions

Refer to all amounts received as grants, subsidies and contributions that are not non-operating grants.

Non-Operating Grants, Subsidies and Contributions

Amounts received specifically for the acquisition, construction of new or the upgrading of non-current assets paid to a local government, irrespective of whether these amounts are received as capital grants, subsidies, contributions or donations.

Profit on Asset Disposal

Profit on the disposal of assets including gains on the disposal of long term investments. Losses are disclosed under the expenditure classifications.

Fees and Charges

Revenues (other than service charges) from the use of facilities and charges made for local government services, sewerage rates, rentals, hire charges, fee for service, photocopying charges, licences, sale of goods or information, fines, penalties and administration fees. Local governments may wish to disclose more detail such as rubbish collection fees, rental of property, fines and penalties, other fees and charges.

Service Charges

Service charges imposed under Division 6 of Part 6 of the Local Government Act 1995. Regulation 54 of the Local Government (Financial Management) Regulations 1996 identifies these as television and radio broadcasting, underground electricity and neighbourhood surveillance services. Exclude rubbish removal charges. Interest and other items of a similar nature received from bank and investment accounts, interest on rate instalments, interest on rate arrears and interest on debtors.

Interest Earnings

Interest and other items of a similar nature received from bank and investment accounts, interest on rate instalments, interest on rate arrears and interest on debtors.

Other Revenue / Income

Other revenue, which can not be classified under the above headings, includes dividends, discounts, rebates etc.

Employee Costs

All costs associate with the employment of person such as salaries, wages, allowances, benefits such as vehicle and housing, superannuation, employment expenses, removal expenses, relocation expenses, worker's compensation insurance, training costs, conferences, safety expenses, medical examinations, fringe benefit tax, etc.

Materials and Contracts

All expenditures on materials, supplies and contracts not classified under other headings. These include supply of goods and materials, legal expenses, consultancy, maintenance agreements, communication expenses, advertising expenses, membership, periodicals, publications, hire expenses, rental, leases, postage and freight etc. Local governments may wish to disclose more detail such as contract services, consultancy, information technology, rental or lease expenditures.

Utilities (Gas, Electricity, Water, etc.)

Expenditures made to the respective agencies for the provision of power, gas or water. Exclude expenditures incurred for the reinstatement of roadwork on behalf of these agencies.

Insurance

All insurance other than worker's compensation and health benefit insurance included as a cost of employment.

Loss on asset disposal

Loss on the disposal of fixed assets.

Depreciation on non-current assets

SHIRE OF CHITTERING
NOTES TO THE STATEMENT OF FINANCIAL ACTIVITY
For the Period Ended 31 May 2019

Note 1: Significant Accounting Policies

Depreciation expense raised on all classes of assets.

Interest expenses

Interest and other costs of finance paid, including costs of finance for loan debentures, overdraft accommodation and refinancing expenses.

Other expenditure

Statutory fees, taxes, provision for bad debts, member's fees or State taxes. Donations and subsidies made to community groups.

(r) Program Classifications (Function/Activity)

Shire operations as disclosed in these financial statements encompass the following service orientated activities/programs.

GOVERNANCE**Objective:**

To provide a decision making process for the efficient allocation of scarce resources.

Activities:

Includes the activities of members of council and the administrative support available to the Council for the provision of governance of the district. Other costs relate to the task of assisting elected members and ratepayers on matters which do not concern specific Council services.

GENERAL PURPOSE FUNDING**Objective:**

To collect revenue to allow for the provision of services.

Activities:

Rates, general purpose government grants and interest revenue.

LAW, ORDER, PUBLIC SAFETY**Objective:**

To provide services to help ensure a safer and environmentally conscious community.

Activities:

Supervision and enforcement of various local laws relating to fire prevention, animal control and other aspects of public safety including emergency services.

HEALTH**Objective:**

To provide an operational framework for environmental and community health.

Activities:

Inspection of food outlets and their control, provision of meat inspection services, noise control and waste disposal compliance.

EDUCATION AND WELFARE**Objective:**

To provide services to disadvantaged persons, the elderly, children and youth.

Activities:

Maintenance of child minding centre, playgroup centre, senior citizen centre and aged care centre. Provision and maintenance of home and community care programs and youth services.

HOUSING**Objective:**

To provide and maintain staff, community and senior residents housing.

Activities:

Provision and maintenance of staff, community and senior residents housing.

COMMUNITY AMENITIES**Objective:**

To provide services required by the community.

Activities:

Rubbish collection services, operation of rubbish disposal sites, litter control, construction and maintenance of urban storm water drains, protection of the environment and administration of town planning schemes, cemetery and public conveniences.

RECREATION AND CULTURE**Objective:**

To establish and effectively manage infrastructure and resource which will help the social well being of the community.

Activities:

Maintenance of public halls, civic centres, aquatic centre, beaches, recreation centres and various sporting facilities. Provision and maintenance of parks, gardens and playgrounds. Operation of library, museum and other cultural facilities.

TRANSPORT**Objective:**

To provide safe, effective and efficient transport services to the community.

Activities:

Construction and maintenance of roads, streets, footpaths, depots, cycle ways, parking facilities and traffic control. Cleaning of streets and maintenance of street trees, street lighting etc.

ECONOMIC SERVICES**Objective:**

To help promote the Shire and its economic wellbeing.

SHIRE OF CHITTERING
NOTES TO THE STATEMENT OF FINANCIAL ACTIVITY
For the Period Ended 31 May 2019

Note 1: Significant Accounting Policies

Activities:

Tourism and area promotion including the maintenance and operation of a caravan park. Provision of rural services including weed control, vermin control and standpipes. building control.

OTHER PROPERTY AND SERVICES

Objective:

To monitor and control Shire overheads operating accounts.

Activities:



















































Private works operation, plant repair and operation costs and engineering operation costs.

SHIRE OF CHITTERING
NOTES TO THE STATEMENT OF FINANCIAL ACTIVITY
For the Period Ended 31 May 2019

Note 2: Explanation of Material Variances

The material variance thresholds are adopted annually by Council as an indicator of whether the actual expenditure or revenue varies from the year to date budget materially.

The material variance adopted by Council for the 2018/19 year is \$10,000 and 10%.

Reporting Program	Var. \$	Var. %	Var.  	Significant Var. 	Timing/ Permanent	Explanation of Variance
Revenue from operating activities	\$	%				
Governance	4,889	38%			Permanent	Increase in rebate received for Insurance Scheme
General Purpose Funding - Rates	(72,454)	(1%)			Permanent	Rates paid in advance
General Purpose Funding - Other	(14,601)	(2%)			Timing	Long term investment so interest not received as per Budget
Law, Order and Public Safety	15,918	6%			Timing	Grant funds not received as anticipated
Health	(8,197)	(17%)			Permanent	Rental charge not invoiced as anticipated
Education and Welfare	(1,855)	(10%)			Timing	Wear Ya Wellies income distributed over twelve months
Housing	50,891	42%			Permanent	6169 GNH sold
Community Amenities	87,063	9%			Permanent	Planning Fines and Penalties greater than expected
Recreation and Culture	(1,168)	(10%)			Timing	Grant revenue distributed over twelve months
Transport	12,336	11%			Timing	Grant revenue distributed over twelve months
Economic Services	(119,232)	(42%)			Timing	MIP Grant revenue distributed over twelve months. Building fees lower than anticipated.
Other Property and Services	8,107	27%			Permanent	LSL Recoup not anticipated
Expenditure from operating activities						
Law, Order and Public Safety	89,148	9%			Permanent	CESM employee now employed by DFES.
Health	20,393	6%			Timing	Employee costs are lower than expected
Education and Welfare	(362)	(0%)			Timing	Wear Ya Wellies expenditure distributed over twelve months.
Housing	86,458	23%			Timing	Building maintenance has not commenced due to the prioritisation of Works.
Community Amenities	78,908	4%			Timing	Town Planning legal fees are lower than expected
Recreation and Culture	(1,387)	(0%)			Timing	
Transport	1,408,255	33%			Timing	Works programme delayed.
Economic Services	279,411	25%			Timing	Works on Muchea Industrial Park and Asset Disposal is not as per budget timing
Other Property and Services	34,125	88%			Timing	Admin Allocation, Public Works Overheads and Deprn all to be adjusted
Investing Activities						
Non-operating Grants, Subsidies and Contributions	(436,419)	(44%)			Timing	Grants not received as anticipated
Proceeds from Disposal of Assets	83,066	33%			Permanent	6169 GNH sold
Land Held for Resale	0					
Land and Buildings	207,960	18%			Timing	Admin Renovation expenses have been distributed over twelve months.
Plant and Equipment	264,428	26%			Timing	Purchases delayed
Infrastructure Assets - Roads	799,939	32%			Timing	Works programme delayed.
Infrastructure Assets - Bridges	1,365	1%				
Infrastructure Assets - Footpaths	199,831	67%			Timing	Works programme delayed.
Infrastructure Assets - Drainage	0					
Infrastructure Assets - Parks & Ovals	41,438	31%			Timing	Works programme delayed.
Infrastructure Assets - Other	20,000	100%			Timing	Works programme delayed.
Financing Activities						
Proceeds from New Debentures	(646,239)	100%			Timing	Loan not yet drawn down
Proceeds from Advances	0					
Self-Supporting Loan Principal	0					
Transfer from Reserves	(906,322)	100%			Timing	Transfers not required yet

SHIRE OF CHITTERING
NOTES TO THE STATEMENT OF FINANCIAL ACTIVITY
For the Period Ended 31 May 2019

Note 2: Explanation of Material Variances

The material variance thresholds are adopted annually by Council as an indicator of whether the actual expenditure or revenue varies from the year to date budget materially.

The material variance adopted by Council for the 2018/19 year is \$10,000 and 10%.

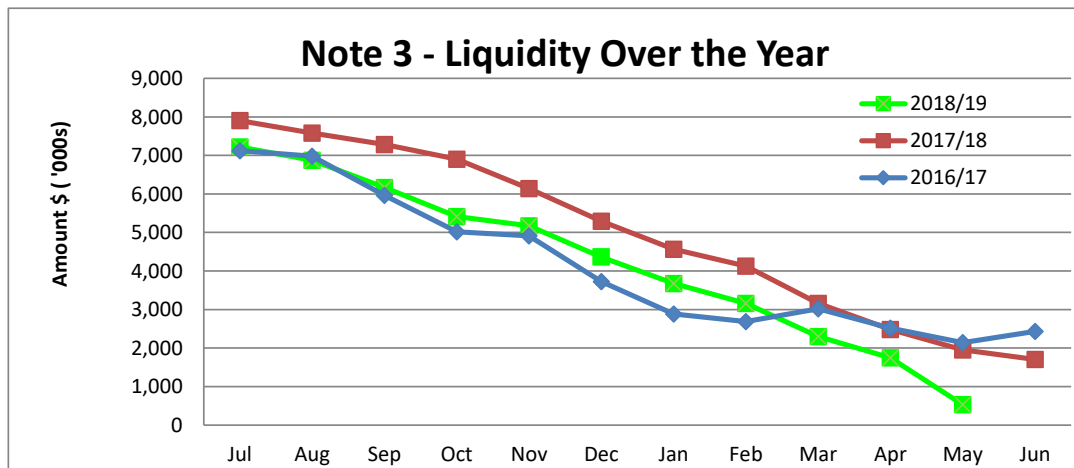
Reporting Program	Var. \$	Var. %	Var. ▲▼	Significant Var. S	Timing/ Permanent	Explanation of Variance
Advances to Community Groups	0					
Repayment of Debentures	(91,943)	(59%)	▼	S	Timing	Loan payment earlier than anticipated
Transfer to Reserves	552,565	100%	▲	S	Timing	Transfers not required yet

SHIRE OF CHITTERING
NOTES TO THE STATEMENT OF FINANCIAL ACTIVITY
For the Period Ended 31 May 2019

Note 3: Net Current Funding Position

Positive=Surplus (Negative=Deficit)

		Last Years Closing	This Time Last Year	Current
	Note	30/06/2018	31/05/2018	31/05/2019
		\$	\$	\$
Current Assets				
Cash Unrestricted	4	981,411	1,934,291	(106,605)
Cash Restricted - Conditions over Grants	11	703,438	154,444	637,877
Cash Restricted - Reserves	4	2,094,182	1,611,458	2,095,208
Receivables - Rates	6	293,669	339,302	301,970
Receivables - Other	6	440,582	151,752	332,037
Inventories		3,676	(12,082)	2,248
		4,516,958	4,179,166	3,262,735
Less: Current Liabilities				
Payables		(319,185)	(213,759)	(251,550)
Loan Liability		(248,357)	33,733	(1,029)
Provisions		(535,702)	(497,808)	(523,004)
		(1,103,243)	(677,834)	(775,584)
Less: Cash Reserves	7	(2,094,182)	(1,611,458)	(2,093,157)
Add Back: Component of Leave Liability not Adjustment for Trust Transactions Within Muni		(470)	(470)	425
Net Current Funding Position		1,704,754	1,952,480	532,783



Comments - Net Current Funding Position

SHIRE OF CHITTERING
NOTES TO THE STATEMENT OF FINANCIAL ACTIVITY
For the Period Ended 31 May 2019

Note 4: Cash and Investments

	Unrestricted	Restricted	Trust	Investments	Total Amount	Institution	Interest Rate	Maturity Date
	\$	\$	\$	\$	\$			
(a) Cash Deposits								
Municipal Bank Account	529,822				529,822	Bendigo	1.25%	At Call
Municipal Investment Account	0				0	Bendigo	0.00%	At Call
Reserve Bank Account		2,095,208			2,095,208	Bendigo	2.25%	28-Jun-19
Cash On Hand - Admin	600				600	N/A	Nil	On Hand
Cash On Hand - Refuse Site	350				350	N/A	Nil	On Hand
Petty Cash - Admin	500				500	N/A	Nil	On Hand
Trust Cash At Bank			382,842		382,842	Bendigo	0.00%	At Call
(b) Term Deposits								
Term Deposit Investments	0				0			
Reserve Bank - Term Deposit Investments		0			0			
(c) Investments								
Shares - Chittering Financial Services				42,500	42,500	N/A	Nil	On Hand

Comments/Notes - Investments

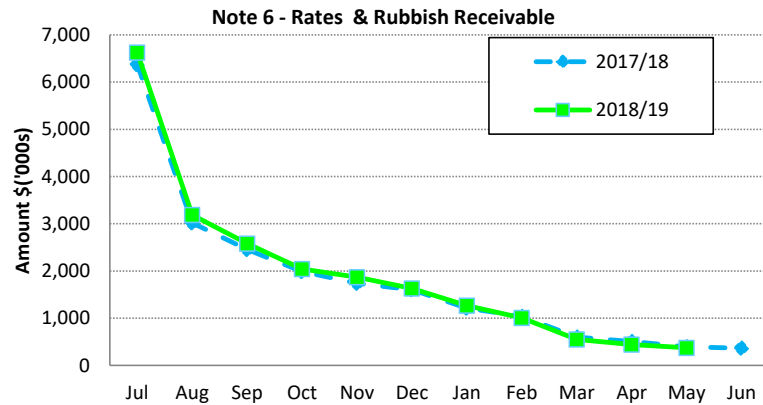
SHIRE OF CHITTERING
NOTES TO THE STATEMENT OF FINANCIAL ACTIVITY
For the Period Ended 31 May 2019

Note 6: Receivables

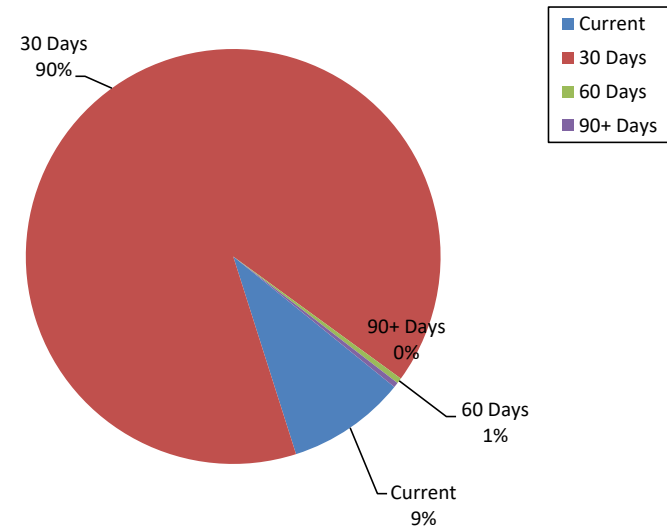
Receivables - Rates & Rubbish	31 May 2019	30 June 2018
	\$	\$
Opening Arrears Previous Years	364,460	274,565
Levied this year	6,287,125	6,080,828
Less Collections to date	(6,278,824)	(5,990,933)
Equals Current Outstanding	372,761	364,460
Net Rates Collectable	372,761	364,460
% Collected	94.40%	94.27%

Receivables - General	Current	30 Days	60 Days	90+ Days	90+Days
	\$	\$	\$	\$	\$
Receivables - General	25,016	242,739	1,150	1,057	269,962
Balance per Trial Balance					
Sundry Debtors					269,962
Receivables - Other					62,075
Total Receivables General Outstanding					332,037

Amounts shown above include GST (where applicable)



Note 6 - Accounts Receivable (non-rates)



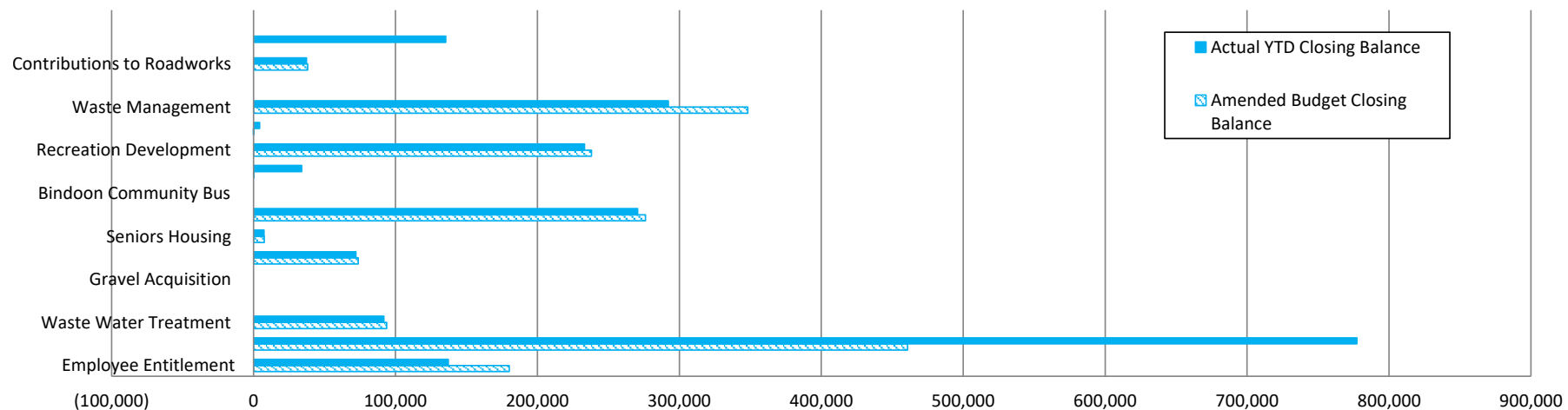
Comments/Notes - Receivables Rates & Rubbish

SHIRE OF CHITTERING
NOTES TO THE STATEMENT OF FINANCIAL ACTIVITY
For the Period Ended 31 May 2019

Note 7: Cash Backed Reserve

Name	Opening Balance	Amended Budget Interest Earned	Actual Interest Earned	Amended Budget Transfers In (+)	Actual Transfers In (+)	Amended Budget Transfers Out (-)	Actual Transfers Out (-)	Amended Budget Closing Balance	Actual YTD Closing Balance
	\$	\$	\$	\$	\$	\$	\$	\$	\$
Employee Entitlement	137,334	2,747	72	40,000	(144)	0	0	180,081	137,262
Plant Replacement	777,787	15,556	407	369,827	(815)	(702,446)	0	460,724	777,379
Waste Water Treatment	91,899	1,838	48	0	(96)	0	0	93,737	91,851
Public Amenities & Buildings	0	0	0	0	0	0	0	0	0
Gravel Acquisition	0	0	0	0	0	0	0	0	0
Community Housing	72,240	1,445	38	0	(76)	0	0	73,685	72,203
Seniors Housing	7,446	149	4	0	(8)	0	0	7,595	7,442
Public Open Space	270,746	5,415	142	0	(283)	0	0	276,161	270,605
Bindoon Community Bus	0	0	0	0	0	0	0	0	0
Bindoon Cemetery Development	33,941	679	18	0	(35)	(34,620)	0	0	33,923
Recreation Development	233,351	4,667	122	100,000	(244)	(100,000)	0	238,018	233,229
Ambulance Replacement	4,341	87	2	0	(5)	(4,428)	0	(0)	4,339
Waste Management	292,332	5,847	153	50,000	(306)	0	0	348,179	292,179
Landcare Vehicles	(0)	0	0	0	0	0	0	(0)	(0)
Contributions to Roadworks	37,339	745	20	0	(39)	0	0	38,084	37,320
Unspent Grants	135,426	2,709	0	0	0	(138,135)	0	0	135,426
	2,094,182	41,884	1,025	559,827	(2,051)	(979,629)	0	1,716,264	2,093,157

Note 7 - Year To Date Reserve Balance to End of Year Estimate



SHIRE OF CHITTERING
NOTES TO THE STATEMENT OF FINANCIAL ACTIVITY
For the Period Ended 31 May 2019

Note 8: Disposal of Assets

Asset Number	Asset Description	YTD Actual				Forecast Actual				Amended Budget			
		Net Book		Profit	(Loss)	Net Book		Profit	(Loss)	Net Book		Profit	(Loss)
		Value	Proceeds			Value	Proceeds			Value	Proceeds		
		\$	\$	\$	\$	\$	\$	\$	\$	\$	\$	\$	
	Land and Buildings												
	Plant and Equipment												
MVS159	P&E - 2015 Holden Caprice - Nitrate Silver - CEO				34,923	24,091		(10,832)	34,923	24,091			(10,832)
MVU325	P&E - 2014 Holden Colorado Space Cab 4x4 Chassis (Ranger)	10,000	14,755	4,755	10,072	10,000		(72)	10,072	10,000			(72)
MVU324	P&E - 2014 Holden Colorado Wagon - CESM	27,878	15,009		29,506	17,273		(12,233)	29,506	17,273			(12,233)
MVS721	P&E - 2014 Holden Malibu - Black - (PBS)				16,008	10,000		(6,008)	16,008	10,000			(6,008)
LDO19021	LAND - Lot 121 - Land Bindoon - Cnr GN Hway & Edmonds-He	180,000	241,292	61,292	180,000	241,292	61,292		180,000	241,292	61,292		
MVU714	P&E - 2014 Holden Colorado Space Cab Chassis - NRMO Water				16,506	10,909		(5,597)	16,506	10,909			(5,597)
MVU326	P&E - 2015 Holden Colorado 4x4 Crew Cab - Nitrate Silver (EN	19,413	19,697	284	0	0			0	0			
PLE475	P&E - Road Broom - 2 Wheel - Pohlner - 3 point linkage	1,562	3,976	2,414	1,752	1,364		(388)	1,752	1,364			(388)
MVU818	P&E - 2014 Holden Colorado Space Cab - P&G	10,000	13,464	3,464	10,918	12,727	1,809		10,918	12,727	1,809		
PH0001	P&E - Grader - Cat 12H 2004 model				37,014	35,000		(2,014)	37,014	35,000			(2,014)
MVU111	P&E - Ford PK Ranger XL - Building Maintenance	7,436	1,664		7,436	1,664		(5,772)	7,436	1,664			(5,772)
PLV132	P&E - Mulcher FM120 No 2	0	118	118	0	118			0	118	118		
PH1031	P&E - 2010 Isuzu NQR450 Crew	19,927	21,850	1,923	19,927	21,850	1,923		20,855	20,855			
PLE504	P&E - Bomag Reversible Plate Compactor	1,736	834		1,736	834		(902)	1,736	834			(902)
PLV304	P&E - Trailer - Transportable Radar Speed Display	3,675	353		3,675	353		(3,322)	3,675	353			(3,322)
MVM002	P&E - Bus - Toyota Coaster 21 Seat				0	0			0	0			
LDV854	LAND - Lot 95 Ridgetop Ramble, Bindoon				347,772	350,000	2,228		347,772	350,000	2,228		
LDV144	LAND - Lot 14 Wells Glover Road Bindoon [old Tennis Courts]				320,000	120,000		(200,000)	320,000	120,000			(200,000)
LDV181	LAND - Lot 104 Gray Rd Bindoon				200,000	200,000			200,000	200,000			
LDV641	LAND - Lot M 1496 Muchea East [near new Saleyards Complex]				0	0			0	0			
MVS131	P&E - 2015 Holden Commodore SV6 Sedan - White (EMCS)				10,089	10,000		(89)	10,089	10,000			(89)
					0	0							
		281,627	333,012	74,250	(22,866)	1,247,334	1,067,475	67,370	(247,229)	1,248,262	1,066,480	65,447	(247,229)

SHIRE OF CHITTERING
NOTES TO THE STATEMENT OF FINANCIAL ACTIVITY
For the Period Ended 31 May 2019

Note 9: Rating Information

	Rate in	Number of Properties	Rateable Value	YTD Actual			Amended Budget				
				Rate Revenue	Interim Rates	Back Rates	Total Revenue	Rate Revenue	Interim Rate	Back Rate	Total Revenue
RATE TYPE	\$		\$	\$	\$	\$	\$	\$	\$	\$	\$
General Rate											
GRV	10.0227	1,613	30,506,565	3,057,581	20,473	0	3,078,055	3,057,581	18,220	0	3,075,801
UV	0.6302	723	320,797,000	2,021,663	3,946	0	2,025,609	2,021,663	3,366	0	2,025,029
Sub-Totals		2,336	351,303,565	5,079,244	24,420	0	5,103,664	5,079,244	21,586	0	5,100,830
Minimum Payment	\$										
GRV	1,000.00	427	3,013,857	427,000	0	0	427,000	427,000	0	0	427,000
UV	950.00	71	5,328,409	67,450	0	0	67,450	67,450	0	0	67,450
Sub-Totals		498	8,342,266	494,450	0	0	494,450	494,450	0	0	494,450
		2,834	359,645,831	5,573,694	24,420	0	5,598,114	5,573,694	21,586	0	5,595,280
Discounts							0				0
Concession							0				0
Amount from General Rates							5,598,114				5,595,280
Ex-Gratia Rates							0				2,532
Rates Adjustments							0				0
Movement in Excess Rates							(94,342)				(94,342)
Specified Area Rates							0				0
Totals							5,503,772				5,503,470

SHIRE OF CHITTERING
NOTES TO THE STATEMENT OF FINANCIAL ACTIVITY
For the Period Ended 31 May 2019

Note 10: Information on Borrowings

(a) Debenture Repayments

Particulars/Purpose	01 Jul 2018	New Loans		Principal Repayments			Principal Outstanding			Interest Repayments		
		YTD Actual	Adopted Budget	Forecast Actual	Actual YTD	Adopted Budget	Forecast Actual	Actual	Adopted Budget	Forecast Actual	Actual	Adopted Budget
		\$	\$	\$	\$	\$	\$	\$	\$	\$	\$	\$
Governance												
Loan 80 Admin Server/IT Upgrade	100,000	0	0	18,934	8,763	18,934	81,066	91,237	81,066	2,592	1,712	2,592
Health												
Loan 79 - Multi Purpose Health Centre	562,652	0	0	27,155	39,817	27,155	535,497	522,835	535,497	24,529	25,872	24,529
Housing												
Loan 72 Staff Housing Development	101,222	0	0	29,324	28,934	29,324	71,898	72,288	71,898	4,932	5,321	4,932
Loan 73 Seniors & Community Housing	35,009	0	0	8,497	8,497	8,497	26,512	26,512	26,512	2,113	1,533	2,113
Recreation and Culture												
Loan 74 Land Acquisition Gray Road	65,437	0	0	13,766	13,766	13,766	51,671	51,671	51,671	4,013	2,925	4,013
Transport												
Loan 79 New Grader	262,351	0	0	12,662	0	12,662	249,689	262,351	249,689	11,437	-4,698	11,437
Economic Services												
Loan 81 Land Lot 215 Great Nth Hwy	67,048	0	0	67,048	26,356	67,048	0	40,692	0	1,706	934	1,706
Loan 85 Land Lot 215 Great Nth Hwy	187,500	0	0	187,500	62,500	187,500	0	125,000	0	5,625	5,625	5,625
Loan 82 Land Lot 168 Binda Place	636,312	0	0	79,945	58,695	79,945	556,367	577,617	556,367	18,963	13,109	18,963
Loan 83 Lifestyle Village	0	0	650,000	59,362	0	59,362	590,638	0	590,638	13,000	0	13,000
Other Property & Services												
Loan 86 Admin Telephone System	0	0	55,000	5,023	0	5,023	49,977	0	49,977	1,100	0	1,100
	2,017,531	0	705,000	509,216	247,328	509,216	2,213,315	1,770,203	2,213,315	90,010	52,334	90,010

All debenture repayments were financed by general purpose revenue.

(b) New Debentures

Particulars/Purpose	Amount Borrowed		Institution	Interest Rate	Amount Used			Balance Unspent		
	YTD Actual	Adopted Budget			Forecast Actual	Actual	Adopted Budget	Forecast Actual	Actual	Adopted Budget
Loan 86 Admin Telephone System	0	55,000	WATC	4.00	55,000	0	55,000	0	0	0
	0	0			0	0	0	0	0	0
	0	0			0	0	0	0	0	0
	0	55,000			55,000	0	55,000	0	0	0

SHIRE OF CHITTERING
NOTES TO THE STATEMENT OF FINANCIAL ACTIVITY
For the Period Ended 31 May 2019

Note 11: Grants and Contributions

Grant Provider	Type	Opening	Adopted Budget		YTD	Adopted	Post	YTD Actual		Unspent Grant (Tied) (a)+(b)		
		Balance (a)	Operating	Capital	Adopted Budget	Annual Budget (c)	Variations (d)	Expected (c)+(d)	Revenue (a)		(Expended) (b)	
			\$	\$	\$			\$	\$	\$		
General Purpose Funding												
Grants Commission - General	WALGGC	Operating	0	387,642	0	387,640	387,642	387,642	402,623	0	0	
Grants Commission - Roads	WALGGC	Operating	0	245,484	0	245,484	245,484	245,484	221,683	0	0	
Governance												
Apprenticeship Training and IT Vision COA Contribution		Operating	0	0	0	0	0	0	0	0	0	
Law, Order and Public Safety												
Grant - Watering WA - Remote Tank Monitoring		Operating - Tied	0	0	0	0	0	0	0	0	0	
Grant - AWARE - Raising Resilience	Office of Emergency Management	Operating - Tied	1,038	0	0	0	0	0	0	0	1,038	
Grant - Safet Communities CCTV	Office of Emergency Management	Operating - Tied	0	32,263	0	29,568	32,263	32,263	29,330	(64,482)	(35,152)	
Grant - Stronger Communities - Defibrillators CFS	Dept Infrastructure/Communities	Operating - Tied	0	0	0	0	0	0	0	(2,730)	(2,730)	
Contribution - ESL BFB		Operating	0	0	0	0	0	0	0	(2,722)	0	
Grant - ESL BFB Operating Grant	Dept Fire & Emergency Service	Operating - Tied	12,713	215,390	0	215,388	215,390	215,390	161,543	0	174,256	
Grant - ESL SES Operating Grant	Dept Fire & Emergency Service	Operating - Tied	0	0	0	0	0	0	0	0	0	
Grant - ESL BFB Capital Grant	Dept Fire & Emergency Service	Non-operating	0	0	0	0	0	0	0	0	0	
Grant - BRMP BAL Training	FAL Australia	Operating - Tied	0	0	0	0	0	0	0	0	0	
Grant - Community Emergency Service Manager (CESM)	Dept Fire & Emergency Service	Operating - Tied	42,492	0	0	0	0	0	0	0	42,492	
Grant - CESM Vehicle	Dept Fire & Emergency Service	Operating - Tied	9,901	12,000	0	12,000	12,000	12,000	0	(6,983)	2,918	
Grant - Bushfire Risk Management (BRMP)	Dept Fire & Emergency Service	Operating - Tied	0	0	0	0	0	0	0	0	0	
Grant - Fire Mitigation Activity Funding (MAF)	Dept Fire & Emergency Service	Operating - Tied	0	0	0	0	0	0	9,750	(50,288)	(40,538)	
Grant - Volunteers Day	Volunteering WA	Operating - Tied	0	500	0	500	500	500	0	(150)	(150)	
Grant - Thank a Volunteer	Dept Local Govt & Communities	Operating - Tied	0	0	0	0	0	0	0	(655)	(655)	
Grant - Wear Ya Wellies	LotteryWest	Operating - Tied	0	11,300	0	11,300	11,300	11,300	10,000	(22,189)	(12,189)	
Contribution - Wear Ya Wellies	Various	Operating - Tied	0	2,800	0	2,563	2,800	2,800	5,726	0	5,726	
Grant - Youth Events	LotteryWest	Operating - Tied	0	0	0	0	0	0	0	0	0	
Grant - Me @ 3 Program	Anglicare	Operating - Tied	0	0	0	0	0	0	308	0	308	
Community Amenities												
Recreation and Culture												
Contribution - Sandown Park Toilet Block	South Midlands Polocrosse Club	Non-operating	19,724	0	0	0	0	0	0	(36,699)	(16,975)	
Contribution - Chinkabee Court Resurfacing	Bindoon Sport & Rec	Non-operating	0	0	0	0	0	0	0	0	0	
Contribution - Chinkabee Court Resurfacing	Bindoon Sport & Rec	Non-operating	0	0	0	0	0	0	(4,320)	0	(4,320)	
Contribution - Brockman Centre Ramps and Paths	Brockman Centre	Non-operating	0	0	18,000	16,500	18,000	18,000	0	0	0	
Contribution - Muchea Cricket Nets	Muchea Cricket Club	Non-operating	0	0	18,944	17,358	18,944	18,944	0	(49,702)	(49,702)	
Contribution - Bindoon Cricket Pitch	Bindoon Sport & Rec	Non-operating	0	0	6,000	5,500	6,000	6,000	0	(4,730)	(4,730)	
Grant - Kidsport	Dept Sport and Recreation	Operating - Tied	304	0	0	0	0	0	950	(2,011)	(757)	
Grant - Blackboy Ridge Basic Enhancements	LotteryWest	Non-operating	0	0	0	0	0	0	0	0	0	
Grant - Brockman Centre Access Ramps and Paths		Non-operating	0	0	0	0	0	0	0	0	0	
Grant - Muchea Cricket Nets		Non-operating	0	0	20,033	18,359	20,033	20,033	27,815	0	27,815	
Grant - Muchea Cricket Nets		Non-operating	0	0	0	0	0	0	(1,559)	0	(1,559)	
Grant - Muchea Dual Pump & Jump Track		Non-operating	5,000	0	5,000	4,576	5,000	5,000	0	(9,091)	(4,091)	
Grant - Cadbury Fundraiser	Cadbury	Operating - Tied	0	400	0	363	400	400	0	0	0	
Grant - Cadbury Fundraiser	Cadbury	Operating - Tied	0	0	0	0	0	0	882	0	882	
Transport												
Grant - Street Lighting	Main Roads WA	Operating	0	4,000	0	3,663	4,000	4,000	4,109	(51,434)	0	
Contribution - Road Works	Various	Operating - Tied	0	0	0	0	0	0	6,040	0	6,040	
Grant - Direct Road	Main Roads WA	Operating	0	104,228	0	104,228	104,228	104,228	102,314	0	0	
Grant - Black Spot - Chittering Road	Main Roads WA	Non-operating	0	0	10,667	10,667	10,667	10,667	8,920	(8,500)	420	
Grant - Black Spot - Muchea East Road	Main Roads WA	Non-operating	159,881	0	53,244	53,244	53,244	53,244	0	(297,955)	(138,074)	
Grant - Black Spot - Blue Plains/Maddern Road	Main Roads WA	Non-operating	0	0	0	0	0	0	0	0	0	
Grant - Black Spot - Julimar Road	Main Roads WA	Non-operating	0	0	0	0	0	0	0	0	0	
Grant - Black Spot - Wandena Road	Main Roads WA	Non-operating	0	0	209,683	209,683	209,683	209,683	83,873	(3,500)	80,373	
Grant - Black Spot - Mooliabeenee Road	Main Roads WA	Non-operating	0	0	16,966	16,966	16,966	16,966	13,574	(26,904)	(13,330)	
Grant - Regional Road Group - Bridge 4701 Blizzard Road	Regional Road Group	Non-operating	137,690	0	67,000	67,000	67,000	67,000	67,000	(95,954)	108,736	
Grant - WALGCC Bridge 5374 Flat Rocks Road	Regional Road Group	Non-operating	40,000	0	0	0	0	0	0	0	40,000	
Grant - Regional Road Group - Chittering Road	Regional Road Group	Non-operating	94,720	0	0	0	0	0	0	(2,228)	92,492	
Grant - Regional Road Group - Muchea East Road	Regional Road Group	Non-operating	52,257	0	486,596	486,596	486,596	486,596	347,492	(562,201)	(162,452)	
Grant - Regional Road Group - Archibald Street Footpath	Regional Road Group	Non-operating	0	0	95,151	87,219	95,151	95,151	19,030	(66,496)	(47,465)	
Grant - Mountain Bike Trail		Non-operating	0	0	5,000	4,576	5,000	5,000	0	0	0	
Economic Services												
Grant - Taste of Chittering	LotteryWest /TourismWA	Operating - Tied	0	0	0	0	0	0	5,300	(43,681)	(38,381)	
Contribution - Taste of Chittering	Various	Operating - Tied	7,155	18,255	0	18,255	18,255	18,255	23,815	(765)	30,205	
Contribution - Tourism Action Plan Signage	Various	Operating	0	0	0	0	0	0	1,200	0	0	
Grant - Wear Ya Wellies - Road Safety Message	Road Safety Council	Operating - Tied	0	11,300	0	11,300	11,300	11,300	6,000	0	6,000	
Grant - Visitor Centre Auto Door		Non-operating	0	0	0	0	0	0	0	0	0	
Grant - Muchea Employment Node - Special Projects Officer	Building Better Regions	Operating - Tied	120,563	120,563	0	110,506	120,563	120,563	45,392	(147,777)	18,178	
Grant - Visitor Centre Sustainability	TourismWA	Operating - Tied	0	0	0	0	0	0	0	(1,620)	(1,620)	
TOTALS			703,438	1,167,125	1,012,284	2,152,002	2,179,409	0	2,179,409	1,599,763	(1,563,979)	61,450
SUMMARY												
Operating	Operating Grants, Subsidies and Contributions		0	741,354	0	741,015	741,354	0	741,354	731,929	(54,156)	0
Operating - Tied	Tied - Operating Grants, Subsidies and Contributions		194,166	425,771	0	412,743	425,771	0	425,771	306,009	(345,863)	154,312
Non-operating	Non-operating Grants, Subsidies and Contributions		509,272	0	1,012,284	998,244	1,012,284	0	1,012,284	561,825	(1,163,959)	(92,863)
TOTALS			703,438	1,167,125	1,012,284	2,152,002	2,179,409	0	2,179,409	1,599,763	(1,563,979)	61,450

SHIRE OF CHITTERING
NOTES TO THE STATEMENT OF FINANCIAL ACTIVITY
For the Period Ended 31 May 2019

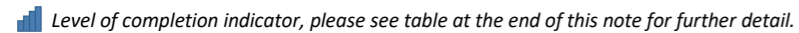
























Note 12: Trust Fund

Funds held at balance date over which the Shire has no control and which are not included in this statement are as follows:

Description	Opening Balance 01 Jul 2018	Amount Received	Amount Paid	Closing Balance 31 May 2019
	\$	\$	\$	\$
Animal Control	50.00	0.00	0.00	50.00
Bonds - Community Bus	1,100.00	1,800.00	(1,800.00)	1,100.00
Construction Training Fund (CTF)	2,773.21	19,673.31	(21,929.15)	517.37
Bonds - Crossovers	16,513.89	0.00	0.00	16,513.89
Bonds - Defects Roadworks	11,742.59	0.00	0.00	11,742.59
Bonds - Developer	95,682.19	0.00	(938.00)	94,744.19
Bonds - Extractive Industries	217,658.43	0.00	0.00	217,658.43
Bonds - Gravel Pit Rehabilitation	21,289.16	0.00	0.00	21,289.16
Bonds - Keys, Hall and Equipment	1,905.00	1,850.00	(2,050.00)	1,705.00
Building Services Levy (BSL)	2,937.96	25,139.82	(23,072.98)	5,004.80
Bonds - Road Upgrade	0.00	0.00	0.00	0.00
Bonds - Seal Coat	0.00	0.00	0.00	0.00
Bonds - Sand Extraction	0.00	0.00	0.00	0.00
Bonds - Transportable Buildings	0.00	10,000.00	0.00	10,000.00
Bonds - Community Housing	351.93	100.00	(351.93)	100.00
Extractive Industry Licence	0.00	0.00	0.00	0.00
Councillor Nomination Deposits	0.00	0.00	0.00	0.00
Bonds - Revegetation of Blocks	0.00	0.00	0.00	0.00
Bonds - Senior Housing	0.00	0.00	0.00	0.00
Bonds - Staff Housing	0.00	960.00	0.00	960.00
Transport Licencing	0.00	0.00	0.00	0.00
Unclaimed Monies	1,031.40	0.00	0.00	1,031.40
	373,035.76	59,523.13	(50,142.06)	382,416.83

SHIRE OF CHITTERING
NOTES TO THE STATEMENT OF FINANCIAL ACTIVITY
FOR THE PERIOD ENDED 31 MAY 2019

Note 13: Capital Acquisitions

Assets	Account	Balance Sheet Category	Job	YTD Actual			Forecast Actual			Adopted	Amended Budget			Strategic Reference / Comment
				New/Upgrade	Renewal	Total YTD	New/Upgrade Forecast	Renewal Forecast	Total Forecast	Annual Budget	Annual Budget	YTD Budget	YTD Variance	
				\$	\$	\$	\$	\$	\$	\$	\$	\$		
														
Land														
Economic Services														
	Lot 8017 (IHC) Purchase	4110309	509	LC383	0	(20,455)	(20,455)	0	(20,000)	(20,000)	(20,000)	(20,000)	(20,000)	(455)
	Lifestyle Village Land (Capital)	4130109	509	LC210	0	(502,728)	(502,728)	0	(510,000)	(510,000)	(550,000)	(550,000)	(550,000)	47,272
	Lot 168 Binda Place Subdivision	4130609	509	LC481	0	0	0	0	(40,000)	(40,000)	(40,000)	(40,000)	(40,000)	40,000
	Lot 104 Gray Road Subdivision	4130609	509	LC483	0	0	0	0	(30,000)	(30,000)	(30,000)	(30,000)	(30,000)	30,000
	131 Muchea East Road Remediation	4130609	509	LC484	0	(27,500)	(27,500)	0	(40,000)	(40,000)	(40,000)	(40,000)	(40,000)	12,500
	Lot 9 Binda Place (Mitre 10)	4130609	509	LC485	0	0	0	0	(40,000)	(40,000)	0	0	0	0
Total - Economic Services					0	(550,683)	(550,683)	0	(680,000)	(680,000)	(680,000)	(680,000)	(680,000)	129,317
Total - Land					0	(550,683)	(550,683)	0	(680,000)	(680,000)	(680,000)	(680,000)	(680,000)	129,317
Buildings														
Community Amenities														
	Wannamal Public Conveniences Buildings (Capital)	4100710	510	BC307	0	(5,558)	(5,558)	0	(5,588)	(5,588)	(5,000)	(5,000)	(5,000)	(558) Completed
	Muchea Hall Buildings (Capital)	4110110	510	BC313	0	(7,037)	(7,037)	0	(10,000)	(10,000)	(10,000)	(10,000)	(10,000)	2,963 ATU works 80% Completed
	Muchea Hall Pavilion Upgrade	4110110	510	BC313B	0	(26,474)	(26,474)	0	(26,474)	(26,474)	(18,386)	(18,386)	(18,386)	(8,088) Completed
Total - Community Amenities					0	(39,070)	(39,070)	0	(42,062)	(42,062)	(33,386)	(33,386)	(33,386)	(5,684)
Recreation And Culture														
	Sandown Park Ablution/Shower Block	4110310	510	BC338A	0	(36,699)	(36,699)	0	(36,700)	(36,700)	(8,920)	(8,920)	(8,923)	(27,776) Completed
	Brockman Centre Precinct Buildings (Capital)	4110310	510	BC380	0	0	0	0	(36,006)	(36,006)	(36,006)	(36,006)	(36,006)	36,006 Yet to commence
	Lower Chittering Sports & Recreation Buildings (Capit	4110310	510	BC383	0	(79,956)	(79,956)	0	(100,000)	(100,000)	(100,000)	(100,000)	(100,000)	20,044 BBRF Grant approved
Total - Recreation And Culture					0	(116,656)	(116,656)	0	(172,706)	(172,706)	(144,926)	(144,926)	(144,929)	28,273
Transport														
	Depot Buildings (Capital)	4120110	510	BC410	0	(24,150)	(24,150)	0	(38,000)	(38,000)	(38,000)	(38,000)	(38,000)	13,850
	Depot Machinery Shed and Fencing Upgrade	4120110	510	BC410A	0	(20,226)	(20,226)	0	(32,500)	(32,500)	(32,500)	(32,500)	(32,500)	12,274
Total - Transport					0	(44,376)	(44,376)	0	(70,500)	(70,500)	(70,500)	(70,500)	(70,500)	26,124
Economic Services														
	Lifestyle Village Buildings (Capital)	4130110	510	BC210	0	(2,000)	(2,000)	0	(100,000)	(100,000)	(100,000)	(100,000)	(100,000)	98,000 Stage 1 Design (\$2,000 Concept Plan)
	Visitor Centre Auto Door	4130210	510	BC470A	0	0	0	0	0	0	0	0	0	0
Total - Economic Services					0	(2,000)	(2,000)	0	(100,000)	(100,000)	(100,000)	(100,000)	(100,000)	98,000
Other Property & Services														
	Administration Buildings (Capital)	4140210	510	BC560	0	(174,443)	(174,443)	0	(174,443)	(174,443)	(110,230)	(110,230)	(110,230)	(64,213) Completed
	Records Storage Donga	4140210	510	BC563	0	(3,857)	(3,857)	0	(3,857)	(3,857)	0	0	0	(3,857) Completed
Total - Other Property & Services					0	(178,300)	(178,300)	0	(178,300)	(178,300)	(110,230)	(110,230)	(110,230)	(68,070)
Total - Buildings					0	(380,402)	(380,402)	0	(563,568)	(563,568)	(459,042)	(459,042)	(459,045)	78,643
Plant , Equip. & Vehicles														
Governance														
	OCH New Vehicle (P0001) (CEO)	4040230	530	PA0001	0	0	0	0	(51,818)	(51,818)	(51,818)	(51,818)	(51,818)	51,818 Deferred to July
Total - Governance					0	0	0	0	(51,818)	(51,818)	(51,818)	(51,818)	(51,818)	51,818
Law, Order And Public Safety														
	CH230 New Utility 4x2 Tray Top (P0230) (Ranger)	4050230	530	PA0230	0	(45,956)	(45,956)	0	(42,727)	(42,727)	(42,727)	(42,727)	(42,727)	(3,229) Completed
	CCTV Throughout Shire	4050330	530	PE700	0	(64,482)	(64,482)	0	(64,482)	(64,482)	(64,526)	(64,526)	(64,526)	44 Completed
	000CH New Vehicle (P10178) (CESM)	4050730	530	PA000	0	(80,937)	(80,937)	0	(80,937)	(80,937)	(79,682)	(79,682)	(79,682)	(1,255) Completed
Total - Law, Order And Public Safety					0	(191,375)	(191,375)	0	(188,146)	(188,146)	(186,935)	(186,935)	(186,935)	(4,440)
Health														
	CH451 New Sedan (Health)	4070430	530	PA1270	0	0	0	0	(30,000)	(30,000)	(30,000)	(30,000)	(30,000)	30,000 Delivery delayed
Total - Health					0	0	0	0	(30,000)	(30,000)	(30,000)	(30,000)	(30,000)	30,000
Community Amenities														
	CH10648 New Utility Dual Cab 4x4 (P1892) (NRM0)	4100530	530	PA1892	0	0	0	0	(42,727)	(42,727)	(42,727)	(42,727)	(42,727)	42,727 Delivery delayed
Total - Community Amenities					0	0	0	0	(42,727)	(42,727)	(42,727)	(42,727)	(42,727)	42,727

SHIRE OF CHITTERING
 NOTES TO THE STATEMENT OF FINANCIAL ACTIVITY
 FOR THE PERIOD ENDED 31 MAY 2019

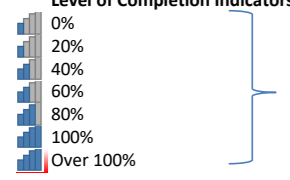
Note 13: Capital Acquisitions

Assets	Account	Balance Sheet Category	Job	YTD Actual			Forecast Actual			Adopted	Amended Budget			Strategic Reference / Comment
				New/Upgrade	Renewal	Total YTD	New/Upgrade Forecast	Renewal Forecast	Total Forecast	Annual Budget	Annual Budget	YTD Budget	YTD Variance	
				\$	\$	\$	\$	\$	\$	\$	\$	\$		
Transport														
	CH6085 Broom Tractor Towed (P0001) (Works)	4120330	530	PA6085	0	(41,500)	(41,500)	0	(41,500)	(41,500)	(36,182)	(36,182)	(36,182)	(5,318) Completed
	CH354 New Utility 4x4 Tray Top (P0035) (Works)	4120330	530	PA0035	0	(46,386)	(46,386)	0	(44,455)	(44,455)	(44,455)	(44,455)	(44,455)	(1,931) Completed
	CH1261 New Grader (P1261) (Works)	4120330	530	PA1261	0	(292,412)	(292,412)	0	(292,657)	(292,657)	(372,727)	(372,727)	(372,727)	80,315 Completed
	CH5026 New Utility 4x2 Tray Top (P5026) (Works)	4120330	530	PA5026	0	(36,597)	(36,597)	0	(36,225)	(36,225)	(40,909)	(40,909)	(40,909)	4,313 Completed
	CH1252 New Truck Crew Cab (P1252) (WORKS)	4120330	530	PA1252	0	(82,250)	(82,250)	0	(82,250)	(82,250)	(85,710)	(85,710)	(85,710)	3,460 Completed
Total - Transport				0	(499,145)	(499,145)	0	(497,087)	(497,087)	(579,983)	(579,983)	(579,983)	(579,983)	80,838
Other Property & Services														
	Admin Server/IT Upgrade (Capital)	4140230	530	PE562	0	0	0	0	(25,550)	(25,550)	(25,550)	(25,550)	(25,550)	25,550 June
	Admin Telephone System Upgrade	4140230	530	PE564	0	(52,534)	(52,534)	0	(65,000)	(65,000)	(55,000)	(55,000)	(55,000)	2,466 June
	00CH New Vehicle (P0003) (EMDS)	4140230	530	PA0003	0	0	0	0	(36,364)	(36,364)	(36,364)	(36,364)	(36,364)	36,364 Delivery delayed
Total - Other Property & Services				0	(52,534)	(52,534)	0	(126,914)	(126,914)	(116,914)	(116,914)	(116,914)	(116,914)	64,380
Total - Plant , Equip. & Vehicles				0	(743,054)	(743,054)	0	(936,692)	(936,692)	(1,008,377)	(1,008,377)	(1,008,377)	(1,008,377)	265,323
Roads (Non Town)														
Transport														
	Davis Road	4120140	540	RC024	0	(39,725)	(39,725)	0	(39,725)	(39,725)	(35,310)	(35,310)	(35,310)	(4,415) Completed
	Carl Street	4120140	540	RC060	0	0	0	0	0	0	0	0	0	0
	McKenzie Street	4120142	540	RC066	0	(93,073)	(93,073)	0	(139,967)	(139,967)	(139,967)	(139,967)	(139,967)	46,894
	Chittering Road (RRG)	4120149	540	RRG002	0	(2,228)	(2,228)	0	0	0	0	0	0	(2,228)
	Chittering Valley Road (RRG)	4120149	540	RRG007	0	0	0	0	0	0	0	0	0	0
Total - Transport				0	(135,027)	(135,027)	0	(179,692)	(179,692)	(175,277)	(175,277)	(175,277)	(175,277)	40,250
Total - Roads (Non Town)				0	(135,027)	(135,027)	0	(179,692)	(179,692)	(175,277)	(175,277)	(175,277)	(175,277)	40,250
Roads (Town)														
Transport														
	Chittering Road	4120141	540	RC002	0	(154,594)	(154,594)	0	(304,045)	(304,045)	(304,045)	(304,045)	(304,045)	149,451
	Hay Flat Road	4120141	540	RC008	0	(283)	(283)	0	0	0	0	0	0	(283)
	Wells Glover Road	4120141	540	RC009	0	(66,865)	(66,865)	0	(43,810)	(43,810)	(43,810)	(43,810)	(43,810)	(23,055)
	North Rd	4120141	540	RC012	0	(55,107)	(55,107)	0	(68,605)	(68,605)	(68,605)	(68,605)	(65,236)	10,129
	Wandena Road	4120141	540	RC030	0	(47,850)	(47,850)	0	(48,425)	(48,425)	(48,425)	(48,425)	(48,425)	575
	Forrest Hills Parade	4120141	540	RC103	0	(25,897)	(25,897)	0	(124,624)	(124,624)	(124,624)	(124,624)	(124,624)	98,727 Completed
	Snake Spring Road	4120141	540	RC132	0	(36,353)	(36,353)	0	(37,560)	(37,560)	(37,560)	(37,560)	(37,560)	1,207
	Hereford Way	4120141	540	RC145	0	(18,663)	(18,663)	0	(28,780)	(28,780)	(28,780)	(28,780)	(28,780)	10,117
	Murray Grey Circle	4120141	540	RC146	0	(45,545)	(45,545)	0	(56,490)	(56,490)	(56,490)	(56,490)	(56,490)	10,945
	Santa Gertrudis Drive	4120141	540	RC150	0	(54,334)	(54,334)	0	(58,040)	(58,040)	(58,040)	(58,040)	(58,040)	3,706
	Ayreshire Loop	4120141	540	RC180	0	(60,716)	(60,716)	0	(78,030)	(78,030)	(78,030)	(78,030)	(78,030)	17,314
	Flat Rocks Road	4120142	540	RC011	0	(65,698)	(65,698)	0	(65,698)	(65,698)	(55,535)	(55,535)	(55,535)	(10,163) Completed
	Spillman Road	4120142	540	RC051	0	(28,679)	(28,679)	0	(28,680)	(28,680)	0	0	0	(28,679)
	Muchea East Road Renewal (RRG)	4120149	540	RRG004	0	(562,201)	(562,201)	0	(791,547)	(791,547)	(791,547)	(791,547)	(791,547)	229,346
	Mooliabeenie Road (BS)	4120153	540	RBS001	0	(26,904)	(26,904)	0	(25,450)	(25,450)	(25,450)	(25,450)	(25,450)	(1,454)
	Chittering Road (BS)	4120141	540	RBS002	0	(8,500)	(8,500)	0	(16,000)	(16,000)	(16,000)	(16,000)	(16,000)	7,500
	Muchea East Road (BS)	4120142	540	RBS004	0	(297,955)	(297,955)	0	(272,300)	(272,300)	(272,300)	(272,300)	(272,300)	(25,655)
	Wandena Road (BS)	4120142	540	RBS030	0	(3,500)	(3,500)	0	(314,525)	(314,525)	(314,525)	(314,525)	(314,525)	311,025
Total - Transport				0	(1,560,708)	(1,560,708)	0	(2,363,673)	(2,363,673)	(2,323,766)	(2,323,766)	(2,320,397)	(2,320,397)	759,689
Total - Roads (Town)				0	(1,560,708)	(1,560,708)	0	(2,363,673)	(2,363,673)	(2,323,766)	(2,323,766)	(2,320,397)	(2,320,397)	759,689
Bridges and Culverts														
Transport														
	Bridge 4701 - Blizzard Road Slk 0.32 - Cap Ex	4120167	555	BR4701	0	(95,954)	(95,954)	0	(97,319)	(97,319)	(97,319)	(97,319)	(97,319)	1,365
Total - Transport				0	(95,954)	(95,954)	0	(97,319)	(97,319)	(97,319)	(97,319)	(97,319)	(97,319)	1,365
Total - Bridges and Culverts				0	(95,954)	(95,954)	0	(97,319)	(97,319)	(97,319)	(97,319)	(97,319)	(97,319)	1,365

SHIRE OF CHITTERING
NOTES TO THE STATEMENT OF FINANCIAL ACTIVITY
FOR THE PERIOD ENDED 31 MAY 2019

Note 13: Capital Acquisitions

Assets	Account	Balance Sheet Category	Job	YTD Actual			Forecast Actual			Adopted	Amended Budget			Strategic Reference / Comment
				New/Upgrade	Renewal	Total YTD	New/Upgrade Forecast	Renewal Forecast	Total Forecast	Annual Budget	Annual Budget	YTD Budget	YTD Variance	
				\$	\$	\$	\$	\$	\$	\$	\$	\$		
Footpaths														
Transport														
	Footpath - Archibald Street	4120170	560	FC032	0	(66,496)	(66,496)	0	(190,302)	(190,302)	(190,302)	(190,302)	(190,302)	123,806
	Blackboy Ridge Trail	4120170	560	WT002	0	0	0	0	(36,500)	(36,500)	(36,500)	(36,500)	(36,500)	36,500
	Chittering Walk Trail	4120170	560	WT001	0	0	0	0	0	0	0	0	0	0
	Lake Needonga Trail	4120170	560	WT004	0	(31,415)	(31,415)	0	(35,000)	(35,000)	(35,000)	(35,000)	(35,000)	3,585
	Wannamal Heritage Trail	4120170	560	WT005	0	0	0	0	(20,940)	(20,940)	(20,940)	(20,940)	(20,940)	20,940
	Mountain Bike Trail	4120170	560	WT007	0	0	0	0	(15,000)	(15,000)	(15,000)	(15,000)	(15,000)	15,000
Total - Transport				0	(97,911)	(97,911)	0	(297,742)	(297,742)	(297,742)	(297,742)	(297,742)	(297,742)	199,831
	Total - Footpaths				0	(97,911)	(97,911)	0	(297,742)	(297,742)	(297,742)	(297,742)	(297,742)	199,831
Parks & Ovals														
Community Amenities														
	Cemetery Memorial Gardens Infrastructure Parks (Ca	4100770	570	PC300	0	(12,492)	(12,492)	0	(34,434)	(34,434)	(34,434)	(34,434)	(34,434)	21,942
Total - Community Amenities				0	(12,492)	(12,492)	0	(34,434)	(34,434)	(34,434)	(34,434)	(34,434)	(34,434)	21,942
Recreation And Culture														
	John Glenn Parks & Ovals (Capital)	4110370	570	PC304	0	(33)	(33)	0	(15,000)	(15,000)	(15,000)	(15,000)	(15,000)	14,968
	Clune Park Infrastructure Parks (Capital)	4110370	570	PC305	0	(6,735)	(6,735)	0	(18,000)	(18,000)	(18,000)	(18,000)	(18,000)	11,265
	Town Centre Pop Up Park (Capital)	4110370	570	PC370	0	(9,214)	(9,214)	0	(18,000)	(18,000)	(18,000)	(18,000)	(18,000)	8,786
	Bindoon Oval Infrastructure Parks (Capital)	4110370	570	PC310	0	(4,730)	(4,730)	0	(12,000)	(12,000)	(12,000)	(12,000)	(12,000)	7,270
	Muchea Oval Infrastructure Parks (Capital)	4110370	570	PC313	0	(49,702)	(49,702)	0	(66,832)	(66,832)	(66,832)	(66,832)	(31,000)	(18,702) Completed
	Muchea Dual Pump and Jump Track	4110370	570	PC313A	0	(9,091)	(9,091)	0	(9,091)	(9,091)	0	0	0	(9,091) Completed
	Maddern Road Nature Park Infrastructure Parks (Cap	4110370	570	PC360	0	0	0	0	(5,000)	(5,000)	(5,000)	(5,000)	(5,000)	5,000
Total - Recreation And Culture				0	(79,504)	(79,504)	0	(143,923)	(143,923)	(134,832)	(134,832)	(99,000)	(99,000)	19,496
	Total - Parks & Ovals				0	(91,996)	(91,996)	0	(178,357)	(178,357)	(169,266)	(169,266)	(133,434)	41,438
Infrastructure - Other														
Economic Services														
	Muchea Entry Statement Infrastructure Other (Capital)	4130290	590	OC475	0	0	0	0	(20,000)	(20,000)	(20,000)	(20,000)	(20,000)	20,000 May
Total - Economic Services				0	0	0	0	0	(20,000)	(20,000)	(20,000)	(20,000)	(20,000)	20,000
	Total - Infrastructure - Other				0	0	0	0	(20,000)	(20,000)	(20,000)	(20,000)	(20,000)	20,000
Capital Expenditure Total				0	(3,655,735)	(3,655,735)	0	(5,317,043)	(5,317,043)	(5,230,789)	(5,230,789)	(5,191,591)	(5,191,591)	1,535,857



Percentage YTD Actual to Annual Budget
Expenditure over budget highlighted in red.



9.3.3 Community Liability Insurance*

Report date	12 December 2018
Applicant	Chittering Residents and Ratepayers Association
File ref	27/02/0003
Prepared by	Executive Manager Corporate Services
Supervised by	Chief Executive Officer
Disclosure of interest	Nil
Voting requirements	Simple Majority
Attachments	1. Request for Financial Assistance

Executive Summary

The Chittering Residents and Ratepayers Association (CRRRA) has requested Council assistance to meet the cost of their Public Liability Insurance (refer **Attachment 1**). The purpose of this report is to provide an update in relation to this matter.

Background

As a result of the CRRRA's approach, Council has requested that staff investigate the availability of a Community Liability Insurance Policy. The CRRRA has advised that the City of Swan has a blanket policy in place for its community groups and has requested that the Shire of Chittering investigate the establishment of a similar arrangement.

Contact has been made with Council's insurers, Local Government Insurance Scheme (LGIS), who advised their sister company, Local Community Insurance Scheme (LCIS), do provide Public Liability Cover for community groups. LCIS has provided the below considerations and information regarding their Community Liability Insurance Policy.

Community Groups' Activities

It is easier to put together group schemes for those organisations which are homogeneous. For example a bulk insurance policy for eight groups undertaking similar activities is easier to factor than a bulk policy for twenty seven groups undertaking different activities. The variety of activities and likely claims history will make the costs per group variable, excess levels differ and endorsements to the policy that apply to only some of the groups. As the activities are diverse the insurer will still have to underwrite each one and that takes away the cost benefits of a bulk purchase. Groups that are the similar are able to be bundled. Groups that are diverse are more difficult as cost/cover conditions/excess levels will vary.

Type of Insurance

How broad is the brief to buy insurance by Council? I suspect the group which put this forward only want Public and Products Liability because they are required to demonstrate a policy to hire/use/access Council premises. What about governance risks?

Incorporated groups have potential exposures revolving around governance, small organisations without employees are a low risk profile but not immune from claims. An Association & Officers Liability insurance policy will cover this exposure.

What about injury to volunteers?

Employees injured in the course of doing their job are covered by workers compensation ordinances in WA, volunteers are not. The accepted method of compensating volunteers is by a Volunteer Workers Personal Accident insurance policy.



Do they own property?

Loss of, or damage to, assets by a variety of risks is covered under a series of insurances.

Shared limits

Buying cover for a group of entities under some policies can see 'shared limits'. So where a policy has a cover limit that is aggregate payable in the policy period the groups indemnified are sharing that one limit. A large claim by one can remove some of the cover for others. Not a common problem but it is a fact which needs to be known by and understood by the parties to the policy.

How do they pay for it?

To sell insurance in Australia you have to hold a Financial Services Licence which is issued by ASIC and the FSL holder's conduct and business practices are regulated by APRA.

There are stringent regulations around selling insurance and we would need to be very careful with documentation and written advice to individual policy beneficiaries where Council is asking them to reimburse money to Council or pay Council the premium to be covered under the policy.

There is a difference between Council telling a group of progress associations that they will each get \$\$\$\$ in annual funding plus the benefit of a bulk insurance placement arranged by Council to saying to 27 diverse organisations pay me money for insurance and I will get the cover. In the former you are not asking them for money you are funding them, the insurance is part of the support Council is providing to those groups, in the latter what is needed is to ensure the way money is requested for insurance does not put Council at risk of being seen as selling insurance.

Consultation/Communication Implications

Local

Lisa Kay, Community Development Coordinator spoke with the City of Swan (Swan Volunteer Centre) with regard to the Community Group Insurance provided by the City of Swan for the Bullsbrook Resident and Rate Payers Association and other community groups within the City of Swan.

This insurance is provided through the Local Community Insurance Services (LCIS) and is a blanket insurance policy for clubs with like activities. Gidgegannup Rate Payers Association and some small Community social groups in Henley Brook and Stratton are also covered under the same insurance policy. The insurance is contingent on the core business of the groups and as mentioned above is reliant on them conducting similar activities.

State

- Local Government Insurance Scheme
- Local Community Insurance Scheme

Legislative Implications

Nil

Policy Implications

Nil



Financial Implications

The Annual Budget for the 2018/19 year was adopted on 18 July 2018; there was no provision made for this expenditure. The allocation of funding at this time would have to be made on the basis of a budget amendment at the time of the six monthly review.

Strategic Implications

Nil

Site Inspection

Not applicable

Triple Bottom Line Assessment

Economic implications

There are no known significant economic implications associated with this proposal.

Social implications

There are no known significant social implications associated with this proposal.

Environmental implications

There are no known significant environmental implications associated with this proposal.

Officer Comment/Details

Should the Council be of a mind to consider this request, the following should be noted:

- Council does not currently provide funds to any community group for public liability insurance. Providing such an arrangement for one group would open up a precedent for others.
- Many community groups (particularly sporting groups) are covered by blanket policies arranged by their governing body.

MOTION / COUNCIL RESOLUTION 081218

Moved Cr King / Seconded Cr Angus

That Council suspend *Local Government (Council Meetings) Local Law 2014, Part 8 – Conduct of Members* to allow for free and open debate

THE MOTION WAS PUT AND DECLARED CARRIED 7/0

7:25 PM

MOTION / COUNCIL RESOLUTION 091218

Moved Cr King / Seconded Cr Osborn

That Council resume the meeting in accordance with *Local Government (Council Meetings) Local Law 2014, Part 8 – Conduct of Members*.

THE MOTION WAS PUT AND DECLARED CARRIED 7/0

7:41 PM



OFFICER RECOMMENDATION

That Council:

1. Receive the above information in regard to enquiries relating to Community Liability Insurance.
2. Consider how it wishes to proceed in relation to the CRRA's request for funding.

VARIATION

Moved Cr Gibson / Seconded Cr Angus

That Council replace Condition "2" of the Officer Recommendation with "Promptly reviews the Community Assistance Grants Policy with regards to subsidies for insurance for local community groups to be tabled at the Ordinary Council Meeting in March 2019"

THE VARIATION WAS PUT AND DECLARED CARRIED 7/0
AND FORMED PART OF THE SUBSTANTIVE MOTION

7.47PM

AMENDMENT

Moved Cr Ross / Seconded Cr King

That the following Condition "3" be added to the Officer Recommendation:

3. Seek a report from the CEO for the February 2019 Ordinary Council Meeting for insurance coverage for public liability and directors and officers insurance, a listing of community groups and their current insurance arrangements and the cost of insurance so that the Shire can consider options to assist groups in securing insurance cover.

THE AMENDMENT WAS PUT AND DECLARED CARRIED 7/0
AND FORMED PART OF THE SUBSTANTIVE MOTION

8:03 PM

SUBSTANTIVE MOTION / COUNCIL RESOLUTION 101218

Moved Cr Gibson / Seconded Cr King

That Council:

1. Receive the above information in regard to enquiries relating to Community Liability Insurance.
2. Promptly reviews the Community Assistance Grants Policy with regards to subsidies for insurance for local community groups to be tabled at the Ordinary Council Meeting in March 2019.
3. Seek a report from the CEO for the February 2019 Ordinary Council Meeting for insurance coverage for public liability and directors and officers insurance, a listing of community groups and their current insurance arrangements and the cost of insurance so that the Shire can consider options to assist groups in securing insurance cover.

THE SUBSTANTIVE MOTION WAS PUT AND DECLARED CARRIED 7/0

8:04 PM

CHITTERING RESIDENTS & RATEPAYERS ASSOCIATION Inc**POST OFFICE BOX 197****BINDOON WA 6502**11th October, 2018

CEO and Councillors
Chittering Shire Council
6177 Great Northern Highway
BINDOON WA 6502

In March 2018 there was a public meeting called, at the Bindoon Hall. At that meeting the public in attendance indicated they would like a Chittering Residents & Ratepayers group formed to represent the community with some issues they felt required addressing. There were several persons indicating they would be interested in forming a committee to represent the Chittering Residence & Ratepayers Association Inc. One thing we have tried to do is be inclusive by holding the meetings between Bindoon, Muchea and Lower Chittering to encourage participation. Hopefully, this encourages more understanding of the district as a whole not just themselves in their own little area in the shire.

Some of our achievements; we hold monthly meetings for the public (2nd Wednesday of the month), have held a public meeting with NBN, Erickson and Telstra regarding the tower on Bell Hill. We have also had guest speakers at some of our meetings. September Rosanna Hindmarsh from Landcare was our guest speaker. October, the Principal, of Immaculate Heart College (Lower Chittering) Mr Lucas Hurley was our guest speaker. Both of the speakers passed on valuable messages and information to the community.

There was one meeting in Muchea that became very vocal and controversial. As there were some councillors present they were able to give information to the public and explain how to deal with complaints in a very efficient and practical way. Their information was appreciated by all present and it has made it easier for both the public and ourselves to deal with issues in a responsible way.

The presents of the councillors is very much appreciated as they are able to let the public know why some things are dealt with as they are by the council and it brings more understanding from the public of the actions taken by the council. There is the opportunity to ask questions of those in attendance to see where they are coming from.

Since our beginning we have developed a constitution and become incorporated, taken out a cover note (for 14 days) for public liability, we have also registered for an ABN number. The Public Liability is essential for us to continue with meetings and also fund raising in the community.

As this group is very young in its development (7 months) we have found financially we are flying close to the wind and would very much appreciate the council's assistance with the payment of the

public liability for the group. The premium quote we have for \$10,000,000 public liability is \$930.00 from Ansvar Community Services Organisation Insurance. We had 3 quotes and found this organisation was the most reasonable and the coverage was as good as the others.

We realise we have already been granted \$200 for printing and \$700 for the use of the bus, but would very much appreciate assistance with the payment of the Public Liability or part thereof.

Hoping this request will have a favourable outcome.

Yours respectfully

Josephine Fern
Secretary
Chittering Residents & Ratepayers Association Inc

Community Assistance Grants and Sponsorships GUIDELINES



6177 Great Northern Highway
PO Box 70
BINDOON WA 6502

(08) 9576 4600

chatter@chittering.wa.gov.au
www.chittering.wa.gov.au

Office Hours
8:30am – 4:30pm
Monday to Friday

NOTICE TO ALL APPLICANTS

Please ensure that you have read and understood these guidelines before you complete your application for funding. Failure to meet any of these guidelines may result in your application for funding being ruled ineligible.

Please also be aware that it is a condition of your application that you contact the officer responsible for Grants before submitting your application.

GRANT GUIDELINES

Each financial year Council invites community-based, not-for-profit organisations in the Shire of Chittering to submit Community Assistance Grant / Sponsorship / Support Applications to Council for consideration in the annual budget.

“Community Assistance Grants” refers to funding towards infrastructure and equipment. Examples of this type of funding are uniforms or play equipment.

“Sponsorships” refers to funding towards events, projects (annual or one off) Examples of this type of funding are the Bindoon Rodeo or Veteran/Historic Car Days. Shire Staff works for setting up events should be included in your application, but does not form part of your Cash contribution. *Funding for annual Christmas and Australia Day Functions will be released in October.*

“Support” refers to Community Bus use and Photocopying/Printing/Works. For example, this type of funding can be used towards Seniors Day Trips, Museum Flyers. Works for events should be included in your event sponsorship application.

GENERAL

1. Consideration will be given to priority areas, not limited to, emergency services, education, youth, sports, recreation, heritage and culture within the Shire of Chittering.
2. Only one application per organisation per event/project will be assessed.
3. The applicant organisation must operate from the Shire of Chittering and beneficiaries must be residents of the Shire of Chittering. If managed by an outside group, demonstrated evidence that a high percentage of members/users reside in the Shire of Chittering must be included in the application.
4. Only groups who can demonstrate that they are not-for-profit community organisations will be considered eligible for funding.
5. **Community Grants** will be paid after completion in accordance with the conditions outlined in the grant approval acknowledgement, but generally the following will be required:
 - a) The provision of a written report providing details of the completed project, with photographs (maximum of 3) included if possible; and
 - b) Provision of a tax invoice. Grants of over \$500 will require proof of purchase i.e. receipts for purchases.
6. **Sponsorship** will be paid prior to event/program in accordance with the conditions outlined in the sponsorship approval acknowledgment, but generally the following will be required:
 - a) The provision of a tax invoice.
 - b) After the event/program, the provision of a written report providing details of the completed event, including receipts for funding over \$500. Unspent funds may require repayment.

7. **Support through Community Bus Use, Printing/Photocopying and Works** will be allocated in accordance with the conditions outlined in the support approval acknowledgement, but generally the following will apply:
 - a) Community Bus Use, Printing/Photocopying and Works expenditure will be allocated as per Council's Fees and Charges. This is an in-kind allocation, not a cash payment.
8. It is a requirement of funding that you either contact the Shire of Chittering's Community Development Officer, or attend the Community Grants Information Session/Workshop to discuss your application prior to submitting it.

FUNDING AMOUNTS & REQUIREMENTS

1. Funding of up to \$5,000 will be considered for Community Assistance Grants.
2. Funding of up to \$3,000 will be considered for Sponsorship Funding.
3. Funding of up to \$1,000 will be considered for Community Christmas Functions.
4. Funding of up to \$1,000 will be considered for Community Australia Day Functions.
5. Funding of up to \$2,000 will be considered for In Kind Support Funding.
6. For funding requests over \$1,000, a copy of your group's current financial statement **must** be attached.
7. For expenses over \$500, copies of quotes **must** be attached to the application. Failure to do so may mean a delay in payment of sponsorship or a reduction in allocated funding.
8. Council contributions are limited to **one third** of the **total project cost**.
9. The value of in-kind work undertaken by volunteers may not exceed one third of the completed value of the project. The voluntary work should be described and valued at a rate \$25 per hour for unskilled works and \$50 per hour for skilled labour. A letter of commitment will be required for skilled labour. If you are unable to complete the volunteer works, and request shire assistance to complete your project, the costs for this assistance will be invoiced to your group.
10. Shire in kind support, including labour and machinery, may be included in your Grant / Sponsorship application if it forms part of the costs of your project / event. If they are standalone expenses you are applying to have funded by Council, you will need to tick the support box in the application. Contact the CDO for more information about the associated costs of Council labour and machinery.

RETROSPECTIVE FUNDING

1. No application for retrospective projects will be considered as part of this grant/funding scheme.
2. Projects may not materially commence before the announcement of successful applicants.

FUNDING AGREEMENT

If your organisation is successful in gaining grant assistance it will be expected to enter into a funding agreement. This will require the organisation to:

1. Adhere to the project budget as stated in the application. Significant variations need to be reported to the Shire's Community Development Officer, responsible for the Community Grants, as soon as they are known to the organisation. Failure to do so may result in the voiding of the funding agreement and the cancellation or reduction of the grant funds.
2. Expend the funds made available only on the agreed project, event or activity.
3. Community Grants: Provide to the Shire a statement of expenditure certified by the organisation's President, and copies of relevant invoices (grants over \$500) on completion of the project so that approved funding may be reimbursed to your organisation. If the group is registered for GST a tax invoice showing grant amount PLUS GST will be required. Groups not registered for GST are to provide an invoice for the grant amount only, showing the total as GST Free.
4. Sponsorship: Provide to the Shire an invoice for the value of the sponsorship. If the group is registered for GST a tax invoice showing grant amount PLUS GST will be required. Groups not registered for GST are to provide an invoice for the grant amount only, showing the total as GST Free.
5. Acknowledge the funding provided by the Shire in accordance with the Contributions and Donations Acknowledgment Schedule (see attached).
6. Indemnify the Shire in so far as any activities relevant to the funding are concerned.

INELIGIBLE PROJECTS

Some projects or events (or parts of) will be considered ineligible for funding through this scheme. These include:

1. Any project which is deemed by the selection panel to be of direct benefit to a business, person or any other profit making venture, or any government department or agency (school P&C groups are exempt).
2. Projects on land which is not Crown Reserve or land owned or vested in the Shire of Chittering.
3. Projects that have already commenced.
4. Projects that cannot demonstrate a contribution by the group, organisation or community which will benefit from the granting of funds for the project.
5. Salaries or recurrent operational costs (these will be removed from the budget before consideration). Public Liability Insurance MAY be exempt from this condition.
6. Any project submitted from a religious group, for a religious purpose or for the provision or improvement of religious infrastructure (i.e. church buildings or grounds).
7. Canvassing of Elected Members may result in your application being disqualified.

ELIGIBLE PROJECTS

Projects will be considered eligible if they can demonstrate that:

1. Other potential funding sources have been sought, and/or
2. There is benefit to the wider community, and/or
3. Benefit is provided to Shire residents through recreational, social or cultural means.

OTHER CONDITIONS

1. Council reserves the right to consider and allocate funds without the right of appeal.
2. Council reserves the right to request further information.
3. A new Organisation MAY be eligible to receive funding towards Public Liability Insurance for the first 2 years of operation.
4. All applicants will be advised, in writing, of the success or otherwise of their application.
5. Event notification forms will need to be completed for any public event. Forms will be made available to applicants upon approval or before application if requested.

FURTHER INFORMATION

Further information on this program can be obtained by contacting the Shire's Community Development Officer, Alison Reliti, between the hours of 9.00am – 2.30pm Monday, Wednesday and Friday on 9576 4600 or ecdosupport@chittering.wa.gov.au.

Application forms can be obtained by:

- Download from the Shire of Chittering's website www.chittering.wa.gov.au/community-grants.aspx
- Visiting the Administration Office at 6177 Great Northern Highway, Bindoon.
- Telephoning the Shire of Chittering on 9576 4600.

Please note that the Shire of Chittering's administration office hours are Monday to Friday from 8.30am to 4.30pm.

CONTRIBUTIONS ACKNOWLEDGEMENT SCHEDULE

A condition of acceptance of a Shire of Chittering contribution, grant or other financial contribution includes formal or public acknowledgement of these funds by the organisation.

Amount	Suggested Acknowledgement
Up to \$1000	<ol style="list-style-type: none"> 1. Media release – local newspapers 2. Opportunity for Shire President, or their representative, to open event or make a presentation (if applicable)
Over \$1000	<ol style="list-style-type: none"> 1. Media release – all media 2. Opportunity for Shire President, or their representative, to open event or make a presentation (if applicable) 3. Display of Shire logo on all promotional material (printed, website etc) relating to the contribution (if applicable) 4. Acknowledgment of Council contribution in event program (if applicable) 5. Display of Council banner and formal acknowledgment at opening/event (if applicable) 6. Shire logo on commemorative plaque on a structure, statue or building (if applicable)

Should you require assistance with final preparation of your media release or require a copy of the Shire's logo for printed material please contact the Shire's Community Development Officer via email (chatter@chittering.wa.gov.au) or telephone 08 9576 4600.

Publicising your Grant

Council offers the following guidelines to assist you to publicise your grant/contribution via a media release. If desired, Shire staff would be pleased to assist you with a combined media release.

The media release should summarise the main points with the most important information first including:

1. The facts relating to the amount of the Shire of Chittering grant/contribution and the purpose of the funding;
2. Key dates of timelines;
3. What difference the grant will make to your organisation;
4. A quote from a representative of your organisation relating to the grant and the work of your organisation; and
5. Contact details of a representative of your organisation for media enquiries.

From: [Lisa Kay](#)
Cc: [Rhona Hawkins](#)
Bcc: ["bhajh@bigpond.com"](#); ["enquiry@bindoonshow.com"](#); ["bindoonbowlingclub@outlook.com"](#); ["waldiechris@gmail.com"](#); ["bhajh@bigpond.com"](#); ["dianedickie53@gmail.com"](#); ["austin@ozwestgaragedoors.com.au"](#); ["janerighton@westnet.com.au"](#); ["t.j.fern@bigpond.com"](#); ["minlaton1@bigpond.com"](#); ["bindoonbushrangers@gmail.com"](#); ["joeljohnson@westnet.com.au"](#); ["dikko_69@bigpond.com"](#); ["beatinthehall@gmail.com"](#); ["bindoonfarmersmarket@gmail.com"](#); ["johnny_bg@aapt.net.au"](#); ["debbie.warrener@education.wa.edu.au"](#); ["wheelz@westnet.com.au"](#); ["bindoon_netball_secretary@hotmail.com"](#); ["gordiebh@gmail.com"](#); ["bindoonpnc@gmail.com"](#); ["bindoonrangepc@outlook.com"](#); ["bindoonrifleclub@hotmail.com"](#); ["lisandmark@bigpond.com"](#); ["yaylbnb@activ8.net.au"](#); ["nirrandafarm@westnet.com.au"](#); ["barni.norton@bigpond.com"](#); ["vivft@yahoo.com.au"](#); ["bindpost@iinet.net.au"](#); ["beatinthehall@gmail.com"](#); ["daryl@chitteringit.com"](#); ["secretaries@chitteringfireservices.org.au"](#); ["stirlingrangehoney@gmail.com"](#); ["chitteringbindooncwa@outlook.com"](#); ["morrice5@bigpond.net.au"](#); ["chitteringcc@gmail.com"](#); ["secretaries@chitteringfireservices.org.au"](#); ["chitteringjuniorcricketclub@gmail.com"](#); ["chitteringjfc@hotmail.com"](#); ["cjfcpresident@hotmail.com"](#); ["chitteringlandcare@iinet.net.au"](#); ["nagel.colleen@yahoo.com.au"](#); ["moss152@exemail.com.au"](#); ["colleen.osb1@gmail.com"](#); ["bindinfo@iinet.net.au"](#); ["rosanna@iinet.net.au"](#); ["ihcmarkets.swapmeet@ihc.wa.edu.au"](#); ["michelle@maryvilledowns.net"](#); ["chitteringwildlifecarers@gmail.com"](#); ["chitteringlandcare@iinet.net.au"](#); ["ihcparents.friends.association@gmail.com"](#); ["ihcplaygroup@outlook.com"](#); ["kamarah310@bigpond.com"](#); ["snedyway@gmail.com"](#); ["secretaries@chitteringfireservices.org.au"](#); ["no1oracle2002@yahoo.com.au"](#); ["storm_skye@hotmail.com"](#); ["lebennett22@gmail.com"](#); ["chipchases@bigpond.com"](#); ["lachlan@biologicalservices.com.au"](#); ["michael.w.ruffell@gmail.com"](#); ["secretaries@chitteringfireservices.org.au"](#); ["pearceflyngclub@outlook.com"](#); ["smnasecretary@hotmail.com"](#); ["stephanie.11@live.com.au"](#); ["fewstersearthismoving@bigpond.com"](#); ["ginginbindoonambo@bigpond.com"](#); ["jlp@westnet.com.au"](#); ["secretary@slacwa.org.au"](#); ["president@slacwa.org.au"](#); ["treasurer@slacwa.org.au"](#); ["vicepresident@slacwa.org.au"](#); ["Khowlett911@gmail.com"](#); ["Broadlands4@bigpond.com"](#); ["chitteringlandcare@iinet.net.au"](#); ["melissa@westernhay.com.au"](#); ["Kjuju41@skymesh.com.au"](#); ["rosannah@iinet.net.au"](#); ["cpaulsen@rtgmining.com"](#); ["donelle.simon@wn.com.au"](#); ["secretaries@chitteringfireservices.org.au"](#); ["sjslmartin@bigpond.com"](#)

Subject: O19103261 - Request from Shire of Chittering - Club Insurances
Date: Tuesday, 5 February 2019 9:11:00 AM

To: Community & Sporting Clubs

CC:

*We apologise if this information is received more than once due to being on multiple contact lists.
 The Shire welcomes the sharing of this information through your contacts.
 Please note that all Shire information is available in alternative formats upon request.*

I have been asked by Council to find out information from Clubs on what insurances you currently have and for what purposes. This request has come as a result of a request from a few clubs who are seeking assistance in finding a bulk insurance policy that could be utilised for smaller clubs who may struggle with the cost of and, organising insurances.

Could you please return the following information at your earliest convenience:

- What insurance company do you use?
- Why? i.e this is a requirement of your state association
- What types of insurance do you have?
- What activities are covered under this/these insurance polcies?

Kind regards

Lisa Kay
Community Development Coordinator

[Click a link, below, to Check Out Chittering!](#)

[Events Calendar](#) [Promotional Video](#) [eNewsletter](#) [Local Directory](#)



6177 Great Northern Highway PO Box 70 Bindoon WA 6502
T: 08 9576 4600 F: 08 9576 1250 E: chatter@chittering.wa.gov.au
www.chittering.wa.gov.au

 Think before you print

DISCLAIMER

- This correspondence, including any attachments, is intended only for use by the addressee(s) and may contain confidential and/or personal information. It may also be the subject of legal privilege.
- Any personal information contained in this correspondence is not to be used for any purpose other than the purpose for which you have received it. If you are not the intended recipient, you must not disclose or use the information contained in it.
- As this correspondence is intended for the addressee(s) only it should not be republished in part, or in its entirety, without first receiving the written consent of the author.
- This organisation accepts no liability for any direct or indirect damage or loss resulting from the use of any attachments to this email.

Club Insurance

Club name	Insurance Company Name	Why this insurance company	Types of insurance	Activities covered	Insurance Company Name	Why this insurance company	Types of insurance	Activities covered
Muchea Senior Cricket Club	Liberty International Underwriters		General & Products Liability Insurance		JLT	Requirement through WACA	Game Day	Cricket Australia national club risk protection programme
Chittering Junior Cricket Club	JLT Sport for our insurance.	requirement through WACA		injuries and damages at training, games, fundraising, windup				
Chittering Scout Group	Managed through Scouts WA	affiliation requirement						
Bindoon Men's Shed	Ansva Insurance	Gives them the best bang for their buck	Arthur J Gallagher Mens Shed Insurance Policy	Principal activities include, manual workshop activities, project work such as metal work, woodworking and other associated work for the shed and local communities. BBQ's and putting up a static signs to direct traffic and not physically redirecting the traffic				
Bindoon Farmers Market		arranged through the CTA						
Chittering Junior Football Club	JLT Brokers for our insurances	requirement of WAFL	1. Asset protection (Contents) with Chubb Insurance 2. National Risk Protection Programme covering Public Liability, Club management liability and Personal injury insurance (we have upgraded Personal injury cover to Gold Cover)					
Chittering Wildlife Carers	Westfarmers							
Bindoon Historical Society	LCIS		Public Liability \$20m and Personal Accident	PL claims for third party injury at the museum and five events per annum held outside of the premises. PA for vounteers and executive.				