



**CORPORATE SERVICES ATTACHMENTS
ORDINARY MEETING OF COUNCIL
WEDNESDAY 15 APRIL 2026**

REPORT NUMBER	REPORT TITLE AND ATTACHMENT DESCRIPTION	PAGE NUMBER(S)
CS01 – 04/26	List of Accounts Paid for the Period Ending 31 March 2026 Attachments 1. List of Accounts Paid as at 31 March 2026 or other purchasing cards	01 – 06
CS02 – 04/26	Monthly Financial Report for the Period Ending 31 March 2026 Attachments 1. Monthly Financial Report for the Period Ending 31 March 2026	07 – 33
CS03 – 04/26	Disability Access and Inclusion Plan Attachments 1. Disability Access and Inclusion Plan 2026-2030	34 – 53
CS04 – 04/26	Budget Variation Attachments 1. Site Location Plan – Proposed Water Tank 2. Existing Tank Condition Photographs	54 – 56

SHIRE OF CHITTERING

ACCOUNTS PAID AS AT 31 MARCH 2026 PRESENTED TO THE COUNCIL MEETING ON THE 15 APRIL 2026
--

This Schedule of Accounts Paid under delegated authority as detailed below, which is to be submitted to each member of Council on the 15 April 2026, has been checked and is fully supported by vouchers and invoices which have been duly certified as to the receipt of goods, the rendition of services and as to prices, computations and costings.

Voucher No's		Value	Pages		Fund No.	Fund Name
From	To		From	To		
Payroll	PR 7061	\$ 146,461.24	1	1	1	Municipal Fund
Payroll	PR 7064	\$ 156,363.25	1	1	1	Municipal Fund
EFT29929	EFT30059	\$ 728,267.44	1	4	1	Municipal Fund
Direct	Debit	\$ 250,294.54	4	5	1	Municipal Fund
Cheque	Cheque	\$ -	5	5	1	Municipal Fund
	Total	\$ 1,281,386.47				

Officer: Catherine Choules

Signature: On file

Authorised by: Scott Clayton

Signature: On file

Date of Report - 8 April 2026

Disclosure of Interest by Officer: Nil

	Chq/EFT	Date	Name	Invoice Amount	Payment Amount
Payroll Payments					
1	PR 7061	11/03/2026	Payroll		\$146,461.24
2	PR 7064	25/03/2026	Payroll		\$156,363.25
					\$302,824.49
EFT Payments					
	Chq/EFT	Date	Name	Invoice Amount	Payment Amount
1	EFT29929	12/03/2026	McCormick Honey		\$400.00
2	EFT29930	12/03/2026	AMPAC Debt Recovery		\$3,828.30
3	EFT29931	12/03/2026	Annie Hudson		\$366.57
4	EFT29932	12/03/2026	Austech Illusions Pty Ltd		\$475.00
5	EFT29933	12/03/2026	Australia Post		\$2,625.04
	1014591225	03/03/2026	Australia Post	\$857.68	
	1014591225	03/03/2026	Australia Post	\$1,767.36	
6	EFT29934	12/03/2026	Australian Taxation Office (ATO)		\$74,637.00
7	EFT29935	12/03/2026	Avantgarde Technologies Pty Ltd		\$63,057.16
	4809	01/03/2026	Avantgarde Technologies Pty Ltd	\$15,267.59	
	4810	01/03/2026	Avantgarde Technologies Pty Ltd	\$7,240.99	
	4840	01/03/2026	Avantgarde Technologies Pty Ltd	\$18,040.00	
	4897	02/03/2026	Avantgarde Technologies Pty Ltd	\$15,267.59	
	4898	02/03/2026	Avantgarde Technologies Pty Ltd	\$7,240.99	
8	EFT29936	12/03/2026	Avon Waste		\$37,837.58
	00075073	01/03/2026	Avon Waste	\$16,940.00	
	00075193	06/03/2026	Avon Waste	\$20,897.58	
9	EFT29937	12/03/2026	Bindoon General Store		\$76.00
10	EFT29938	12/03/2026	BlackBox Control		\$1,182.00
11	EFT29939	12/03/2026	Bunnings Building Supplies		\$2,931.71
	2174-01135133	01/03/2026	Bunnings Building Supplies	\$308.46	\$0.00
	2174-01291880	01/03/2026	Bunnings Building Supplies	\$244.58	
	2174-01428112	01/03/2026	Bunnings Building Supplies	\$967.12	
	2174-01429441	01/03/2026	Bunnings Building Supplies	\$383.05	
	2174-01573439	01/03/2026	Bunnings Building Supplies	\$449.00	
	2174-01574931	04/03/2026	Bunnings Building Supplies	\$289.75	
	2443-01409869	05/03/2026	Bunnings Building Supplies	\$289.75	
12	EFT29940	12/03/2026	Chris Waldie		\$100.00
13	EFT29941	12/03/2026	Corsign WA		\$1,808.40
	00101796	01/03/2026	Corsign WA	\$676.50	
	00101958	01/03/2026	Corsign WA	\$1,045.00	
	00102589	01/03/2026	Corsign WA	\$86.90	
14	EFT29942	12/03/2026	Department of Fire and Emergency (DFES)		\$101,055.60
15	EFT29943	12/03/2026	Department of Local Government, Industry Regulation & Safety		\$3,617.26
16	EFT29944	12/03/2026	Department of Water & Environmental Regulation		\$1,042.80
17	EFT29945	12/03/2026	Dun Direct Pty Ltd (Dunning's)		\$17,452.07
18	EFT29946	12/03/2026	Dynamic Group Electrical Air & Data		\$4,177.80
19	EFT29947	12/03/2026	Easi Packaging Trading as Easi		\$1,312.44
20	EFT29948	12/03/2026	Ecowater Services Pty Ltd		\$2,994.50
21	EFT29949	12/03/2026	Everjazz Pty Ltd T/As Alarm Asset Group		\$825.06
22	EFT29950	12/03/2026	Frontline Fire & Rescue Equipment		\$901.50
	89071	01/03/2026	Frontline Fire & Rescue Equipment	\$117.35	
	89135	01/03/2026	Frontline Fire & Rescue Equipment	\$784.15	
23	EFT29951	12/03/2026	Gerson Studio's Pty Ltd ATF G & C Family Trust T/asListapage		\$990.00
24	EFT29952	12/03/2026	Gingin Fuel & Tyres Pty Ltd		\$776.00
25	EFT29953	12/03/2026	Haydon Agricultural Contractors		\$1,400.00
26	EFT29954	12/03/2026	Hersey's Safety Pty Ltd		\$1,494.90
27	EFT29955	12/03/2026	Hoopla ANZ LLC		\$89.94
28	EFT29956	12/03/2026	IGA Bindoon		\$610.34
29	EFT29957	12/03/2026	Ingenua Pty Ltd		\$6,105.00
30	EFT29958	12/03/2026	InterFire Agencies		\$12,034.50
	INV-25219	01/03/2026	InterFire Agencies	\$2,981.92	
	INV-25268	01/03/2026	InterFire Agencies	\$428.39	
	INV-25292	01/03/2026	InterFire Agencies	\$140.80	
	INV-25324	01/03/2026	InterFire Agencies	\$1,078.66	
	INV-25376	01/03/2026	InterFire Agencies	\$2,276.37	
	INV-25379	01/03/2026	InterFire Agencies	\$4,780.12	
	INV-25499	01/03/2026	InterFire Agencies	\$348.24	
31	EFT29959	12/03/2026	Isaac Parfrey		\$270.00
32	EFT29960	12/03/2026	J & RM Loudon		\$924.00
33	EFT29961	12/03/2026	Jive Media Solutions		\$361.90
34	EFT29962	12/03/2026	Kleen West Distributors		\$1,531.31
35	EFT29963	12/03/2026	LGRCEU (WA)		\$24.00
36	EFT29964	12/03/2026	Landgate Customer Account		\$4,237.84
	77547150	01/03/2026	Landgate Customer Account	\$1,490.50	
	77599510	09/03/2026	Landgate Customer Account	\$46.50	
	77600600	09/03/2026	Landgate Customer Account	\$145.44	
	77608558	10/03/2026	Landgate Customer Account	\$2,555.40	
37	EFT29965	12/03/2026	Little Green Valley Soy Candles		\$141.00
38	EFT29966	12/03/2026	Madelyn Harney		\$400.00
39	EFT29967	12/03/2026	Mario Leeder		\$800.00
40	EFT29968	12/03/2026	McLeods Lawyers Pty Ltd		\$642.40
41	EFT29969	12/03/2026	Mitre 10 Bindoon (Bindoon Hardware & Rural Supplies)		\$320.00

	Chq/EFT	Date	Name	Invoice Amount	Payment Amount
42	EFT29970	12/03/2026	Natural Area Holdings Pty Ltd		\$841.50
43	EFT29971	12/03/2026	Northern Valley News		\$1,630.00
	INV-4299	01/03/2026	Northern Valley News	\$400.00	
	INV-4306	01/03/2026	Northern Valley News	\$295.00	
	INV-4355	09/03/2026	Northern Valley News	\$935.00	
44	EFT29972	12/03/2026	Northern Valley Plumbing Pty Ltd		\$7,540.50
	INV-2065	04/03/2026	Northern Valley Plumbing Pty Ltd	\$990.00	
	INV-2070	05/03/2026	Northern Valley Plumbing Pty Ltd	\$1,435.50	
	INV-2074	06/03/2026	Northern Valley Plumbing Pty Ltd	\$5,115.00	
45	EFT29973	12/03/2026	OS 4th Enterprise Pty Ltd T/A Bindoon Bakehaus & Cafe		\$85.00
46	EFT29974	12/03/2026	OnPress Digital Print Solutions		\$272.80
47	EFT29975	12/03/2026	Online Media		\$77.00
48	EFT29976	12/03/2026	PMR Quarries Pty Ltd T/As WA Limestone Co		\$3,928.54
49	EFT29977	12/03/2026	Rachel Edwardson		\$330.00
50	EFT29978	12/03/2026	Shire Of Chittering		\$115.00
51	EFT29979	12/03/2026	Stewart & Heaton Clothing Co Pty Ltd		\$105.37
52	EFT29980	12/03/2026	Synergy		\$27,779.74
53	EFT29981	12/03/2026	T-Quip		\$1,334.50
54	EFT29982	12/03/2026	Talis Consultants Pty Ltd		\$1,243.00
55	EFT29983	12/03/2026	Tambourah Metals Ltd		\$610.38
56	EFT29984	12/03/2026	Tanika Donaldson		\$179.95
57	EFT29985	12/03/2026	Team Global Express Pty Ltd		\$57.15
58	EFT29986	12/03/2026	Telstra Limited		\$11,711.11
	K295744161	01/03/2026	Telstra Limited	\$10,486.30	
	T311 FEB 2026	01/03/2026	Telstra Limited	\$1,224.81	
59	EFT29987	12/03/2026	Terence Hehir		\$100.00
60	EFT29988	12/03/2026	The Hive @ Little Eden		\$455.00
61	EFT29989	12/03/2026	Vanguard Print		\$228.97
62	EFT29990	12/03/2026	WA Stump Grinding		\$2,805.00
63	EFT29991	12/03/2026	WALGA		\$1,221.00
64	EFT29992	12/03/2026	Water Corporation		\$52.73
65	EFT29993	12/03/2026	Watertorque Group (Tanks) Pty Ltd		\$139.78
66	EFT29994	12/03/2026	Westrac Pty Ltd		\$279.51
	PI 1820890	01/03/2026	Westrac Pty Ltd	\$936.33	
	PC 1168036	22/03/2026	Westrac Pty Ltd	-\$936.33	
	PI1846405	22/03/2026	Westrac Pty Ltd	\$54.05	
	PI1846406	22/03/2026	Westrac Pty Ltd	\$225.46	
67	EFT29995	12/03/2026	Wex Australia Pty Ltd		\$4,540.22
68	EFT29996	27/03/2026	AMPAC Debt Recovery		\$34.45
69	EFT29997	27/03/2026	Alison Adams		\$150.00
70	EFT29998	27/03/2026	Aussie Natural Spring Water		\$43.32
71	EFT29999	27/03/2026	B & J Catalano Pty Ltd		\$56,032.27
72	EFT30000	27/03/2026	Bindoon Mens Shed Inc		\$1,500.00
73	EFT30001	27/03/2026	Bindoon Sporting and Recreation Association Inc		\$2,160.44
74	EFT30002	27/03/2026	Bindoon and Districts Agricultural Society Inc		\$6,000.00
75	EFT30003	27/03/2026	Bradtrac Pty Ltd		\$214.50
76	EFT30004	27/03/2026	Bragaskale Pty Ltd		\$13,485.95
	INV1487	12/03/2026	Bragaskale Pty Ltd	\$6,534.00	
	INV1497	25/03/2026	Bragaskale Pty Ltd	\$6,951.95	
77	EFT30005	27/03/2026	Bunnings Building Supplies		\$432.07
78	EFT30006	27/03/2026	Castlerock Developments Pty Ltd T/as Castlerock Sheds		\$13,867.00
79	EFT30007	27/03/2026	Chittering Incident Support Brigade		\$181.46
	REIM-11032026	11/03/2026	Chittering Incident Support Brigade	\$51.87	
	REIM-23032026	23/03/2026	Chittering Incident Support Brigade	\$129.59	
80	EFT30008	27/03/2026	D & N Mechanical Services		\$24,696.87
	00000440	09/03/2026	D & N Mechanical Services	\$8,459.55	
	00000442	19/03/2026	D & N Mechanical Services	\$5,758.50	
	00000443	21/03/2026	D & N Mechanical Services	\$10,478.82	
81	EFT30009	27/03/2026	David Dewar		\$7,583.84
82	EFT30010	27/03/2026	Dun Direct Pty Ltd (Dunning's)		\$1,997.23
83	EFT30011	27/03/2026	Easi Packaging Trading as Easi		\$1,312.44
84	EFT30012	27/03/2026	Edmund Rice College		\$12,100.00
85	EFT30013	27/03/2026	Ellie Steele		\$400.00
86	EFT30014	27/03/2026	Everjazz Pty Ltd T/As Alarm Asset Group		\$196.00
	00093658	01/03/2026	Everjazz Pty Ltd T/As Alarm Asset Group	\$98.00	
	00093880	01/03/2026	Everjazz Pty Ltd T/As Alarm Asset Group	\$98.00	
87	EFT30015	27/03/2026	Frontline Fire & Rescue Equipment		\$15,281.39
88	EFT30016	27/03/2026	Get Pumped CWS Pty Ltd (Chittering Septic Service)		\$2,123.00
89	EFT30017	27/03/2026	Gingin Fuel & Tyres Pty Ltd		\$84.00
90	EFT30018	27/03/2026	Hopkins Aus Pty Ltd T/A J & K Hopkins		\$1,788.00
91	EFT30019	27/03/2026	InterFire Agencies		\$5,881.07
	INV-25526	01/03/2026	InterFire Agencies	\$179.38	
	INV-25594	01/03/2026	InterFire Agencies	\$1,122.44	
	INV-25595	01/03/2026	InterFire Agencies	\$1,614.39	
	INV-25637	04/03/2026	InterFire Agencies	\$491.48	
	INV-25750	12/03/2026	InterFire Agencies	\$1,680.10	
	INV-25791	13/03/2026	InterFire Agencies	\$348.24	
	INV-25823	17/03/2026	InterFire Agencies	\$96.80	
	INV-25828	17/03/2026	InterFire Agencies	\$348.24	

	Chq/EFT	Date	Name	Invoice Amount	Payment Amount
92	EFT30020	27/03/2026	JFJ Contracting		\$1,391.50
	INV-1037	06/03/2026	JFJ Contracting	\$1,028.50	
	INV-1042	20/03/2026	JFJ Contracting	\$363.00	
93	EFT30021	27/03/2026	Jason Sign Makers		\$314.16
94	EFT30022	27/03/2026	John Curtis		\$4,246.00
95	EFT30023	27/03/2026	Kennards Hire Pty Ltd - Welshpool		\$8,911.80
	28508178	10/03/2026	Kennards Hire Pty Ltd - Welshpool	\$6,238.26	
	28548880	20/03/2026	Kennards Hire Pty Ltd - Welshpool	\$2,673.54	
96	EFT30024	27/03/2026	Kylie Hughes		\$4,246.00
97	EFT30025	27/03/2026	LGRCEU (WA)		\$24.00
98	EFT30026	27/03/2026	Larrikin House Pty Ltd		\$560.00
99	EFT30027	27/03/2026	Madeleine Corp Pty Ltd T/a Safer Sands		\$3,997.00
100	EFT30028	27/03/2026	Mark Campbell		\$10,453.87
101	EFT30029	27/03/2026	Mary Angus		\$4,392.18
102	EFT30030	27/03/2026	Midland Trophies		\$68.00
103	EFT30031	27/03/2026	Mitre 10 Bindoon (Bindoon Hardware & Rural Supplies)		\$2,414.13
104	EFT30032	27/03/2026	Natural Area Holdings Pty Ltd		\$15,889.50
	00027998	04/03/2026	Natural Area Holdings Pty Ltd	\$15,048.00	
	00028132	16/03/2026	Natural Area Holdings Pty Ltd	\$841.50	
105	EFT30033	27/03/2026	Nicholas Grayer		\$4,246.00
106	EFT30034	27/03/2026	Northern Valley Plumbing Pty Ltd		\$2,634.50
	INV-2034	13/03/2026	Northern Valley Plumbing Pty Ltd	\$1,270.50	
	INV-2085	16/03/2026	Northern Valley Plumbing Pty Ltd	\$291.50	
	INV-2098	20/03/2026	Northern Valley Plumbing Pty Ltd	\$1,072.50	
107	EFT30035	27/03/2026	OS 4th Enterprise Pty Ltd T/A Bindoon Bakehaus & Cafe		\$1,022.00
	INV-0330	10/03/2026	OS 4th Enterprise Pty Ltd T/A Bindoon Bakehaus & Cafe	\$232.00	
	INV-0333	10/03/2026	OS 4th Enterprise Pty Ltd T/A Bindoon Bakehaus & Cafe	\$175.00	
	INV-0331	10/03/2026	OS 4th Enterprise Pty Ltd T/A Bindoon Bakehaus & Cafe	\$170.00	
	INV-0332	10/03/2026	OS 4th Enterprise Pty Ltd T/A Bindoon Bakehaus & Cafe	\$175.00	
	INV-0334	17/03/2026	OS 4th Enterprise Pty Ltd T/A Bindoon Bakehaus & Cafe	\$270.00	
108	EFT30036	27/03/2026	Office Line Group Pty Ltd		\$3,562.90
109	EFT30037	27/03/2026	Officeworks		\$137.10
110	EFT30038	27/03/2026	Open Systems Technology T/As CouncilFirst		\$8,561.27
111	EFT30039	27/03/2026	Payless Promotions Pty Ltd		\$2,007.50
112	EFT30040	27/03/2026	Pingarning Pty Ltd (Prompt Safety Solutions)		\$1,430.00
113	EFT30041	27/03/2026	RBC Rural		\$728.20
114	EFT30042	27/03/2026	RJWR Pty Ltd T/as Bindoon Mowers & Machinery		\$396.00
115	EFT30043	27/03/2026	Rachael Robertson Pty Ltd		\$7,383.09
	INV-2703	25/03/2026	Rachael Robertson Pty Ltd	\$6,050.00	
	INV-2725	25/03/2026	Rachael Robertson Pty Ltd	\$1,333.09	
116	EFT30044	27/03/2026	Rebecca Foulkes-Taylor		\$4,394.51
117	EFT30045	27/03/2026	Securex Security Systems & Services		\$707.60
	417858	08/03/2026	Securex Security Systems & Services	\$151.60	
	417872	09/03/2026	Securex Security Systems & Services	\$556.00	
118	EFT30046	27/03/2026	Stewart & Heaton Clothing Co Pty Ltd		\$3,014.16
	SIN-4243306	17/03/2026	Stewart & Heaton Clothing Co Pty Ltd	\$2,782.30	
	SIN-4245360	19/03/2026	Stewart & Heaton Clothing Co Pty Ltd	\$231.86	
119	EFT30047	27/03/2026	Stirling Asphalt		\$13,200.00
120	EFT30048	27/03/2026	Strategic Leadership Consulting		\$5,811.31
121	EFT30049	27/03/2026	Sydney Tools Pty Ltd		\$289.00
122	EFT30050	27/03/2026	TESG Building Surveyors Pty Ltd		\$1,155.00
123	EFT30051	27/03/2026	Team Global Express Pty Ltd		\$147.21
	0622-S282300	15/03/2026	Team Global Express Pty Ltd	\$33.51	
	0623-S282300	22/03/2026	Team Global Express Pty Ltd	\$113.70	
124	EFT30052	27/03/2026	Telstra Limited		\$547.40
125	EFT30053	27/03/2026	The Local Larder of Bindoon		\$299.00
	INV-0316	12/03/2026	The Local Larder of Bindoon	\$200.00	
	INV-0315	12/03/2026	The Local Larder of Bindoon	\$99.00	
126	EFT30054	27/03/2026	Time Critical		\$4,200.00
	INV-20250626	12/03/2026	Time Critical	\$1,000.00	
	INV-20250628	13/03/2026	Time Critical	\$1,600.00	
	INV-20250629	14/03/2026	Time Critical	\$1,600.00	
127	EFT30055	27/03/2026	WALGA		\$858.00
	SI-017812	12/03/2026	WALGA	\$286.00	
	SI-017813	12/03/2026	WALGA	\$572.00	
128	EFT30056	27/03/2026	Watertorque Group (Tanks) Pty Ltd		\$4,675.42
	WT0030065	01/03/2026	Watertorque Group (Tanks) Pty Ltd	\$4,358.98	
	WT0030552	01/03/2026	Watertorque Group (Tanks) Pty Ltd	\$316.44	
129	EFT30057	27/03/2026	Workwear Supplies		\$2,902.16
	INV-6838	01/03/2026	Workwear Supplies	\$62.04	
	INV-6917	11/03/2026	Workwear Supplies	\$196.79	
	INV-6925	13/03/2026	Workwear Supplies	\$178.81	
	INV-6926	13/03/2026	Workwear Supplies	\$220.94	
	INV-6929	13/03/2026	Workwear Supplies	\$298.27	
	INV-6930	13/03/2026	Workwear Supplies	\$326.54	
	INV-6931	13/03/2026	Workwear Supplies	\$380.33	
	INV-6932	13/03/2026	Workwear Supplies	\$93.28	
	INV-6933	13/03/2026	Workwear Supplies	\$241.12	
	INV-6936	13/03/2026	Workwear Supplies	\$26.95	

Chq/EFT	Date	Name	Invoice Amount	Payment Amount
INV-6938	19/03/2026	Workwear Supplies	\$14.85	
INV-6948	19/03/2026	Workwear Supplies	\$240.57	
INV-6949	19/03/2026	Workwear Supplies	\$290.84	
INV-6950	19/03/2026	Workwear Supplies	\$226.88	
INV-6958	19/03/2026	Workwear Supplies	\$103.95	
130 EFT30058	27/03/2026	Wren Oil		\$539.00
131 EFT30059	27/03/2026	i3 Consultants WA		\$5,445.00
				\$728,267.44
Direct Debits				
DD11835.1	11/03/2026	Aware Super		\$18,872.60
DD11835.2	11/03/2026	Hesta		\$322.43
DD11835.3	11/03/2026	ING Direct Superannuation Fund		\$351.74
DD11835.4	11/03/2026	Australian Retirement Trust Super		\$358.62
DD11835.5	11/03/2026	AMP Super Fund - Signature Super		\$358.20
DD11835.6	11/03/2026	Resource Super T/as Russell Investments		\$144.24
DD11835.7	11/03/2026	Mercer Tailored Super		\$297.13
DD11835.8	11/03/2026	Care Super		\$330.43
DD11835.9	11/03/2026	CBUS Super		\$330.43
DD11835.10	11/03/2026	Rest Superannuation		\$2,891.01
DD11835.11	11/03/2026	Spirit Super		\$1,472.94
DD11835.12	11/03/2026	Hostplus Superannuation Fund		\$618.13
DD11835.13	11/03/2026	ANZ Smart Choice Super		\$351.74
DD11835.14	11/03/2026	Australian Super		\$6,183.22
DD11835.15	11/03/2026	AMP Wealth Personal Superannuation Pension Fund		\$183.00
DD11835.16	11/03/2026	MLC Masterkey Super Fundamentals		\$561.66
DD11835.17	11/03/2026	FirstChoice Wholesale Personal Super		\$382.57
DD11843.1	12/03/2026	Bendigo Bank		\$13,030.39
DD11845.1	13/03/2026	Western Australian Treasury Corporation		\$38,828.94
DD11849.1	20/03/2026	Western Australian Treasury Corporation		\$127,105.39
DD11854.1	25/03/2026	Aware Super		\$18,378.34
DD11854.2	25/03/2026	Hesta		\$322.43
DD11854.3	25/03/2026	ING Direct Superannuation Fund		\$351.74
DD11854.4	25/03/2026	Australian Retirement Trust Super		\$351.74
DD11854.5	25/03/2026	AMP Super Fund - Signature Super		\$349.57
DD11854.6	25/03/2026	Resource Super T/as Russell Investments		\$154.85
DD11854.7	25/03/2026	Mercer Tailored Super		\$269.16
DD11854.8	25/03/2026	Care Super		\$329.43
DD11854.9	25/03/2026	CBUS Super		\$331.37
DD11854.10	25/03/2026	Rest Superannuation		\$2,870.40
DD11854.11	25/03/2026	Spirit Super		\$1,426.07
DD11854.12	25/03/2026	Hostplus Superannuation Fund		\$609.91
DD11854.13	25/03/2026	ANZ Smart Choice Super		\$351.74
DD11854.14	25/03/2026	Australian Super		\$6,273.18
DD11854.15	25/03/2026	AMP Wealth Personal Superannuation Pension Fund		\$166.26
DD11854.16	25/03/2026	MLC Masterkey Super Fundamentals		\$250.86
DD11854.17	25/03/2026	FirstChoice Wholesale Personal Super		\$419.93
DD11859.1	27/03/2026	Aware Super		\$789.40
DD11859.2	27/03/2026	Hesta		\$527.06
DD11859.3	27/03/2026	National Mutual Retirement Fund (Resolution Fund)		\$509.52
DD11859.4	27/03/2026	Rest Superannuation		\$509.52
DD11859.5	27/03/2026	Australian Retirement Trust Super		\$509.52
DD11859.6	27/03/2026	My North Super		\$509.52
DD11862.1	31/03/2026	Ricoh Australia Pty Ltd		\$758.21
				\$250,294.54
Cheques				
				\$0.00
				\$1,281,386.47

LIST OF ACCOUNTS PAID USING PURCHASING CARDS

Credit Card Payments				
DD11843.1	12/03/2026	Bendigo Bank		\$13,030.39
199-01	01/03/2026	Bendigo Bank	\$32.60	
199-02	01/03/2026	Bendigo Bank	\$19.99	
199-03	01/03/2026	Bendigo Bank	\$39.54	
199-04	01/03/2026	Bendigo Bank	\$750.00	
199-05	01/03/2026	Bendigo Bank	\$427.88	
199-06	01/03/2026	Bendigo Bank	\$149.52	
199-07	01/03/2026	Bendigo Bank	\$167.88	
199-08	01/03/2026	Bendigo Bank	\$43.99	
199-09	01/03/2026	Bendigo Bank	\$240.98	
199-10	01/03/2026	Bendigo Bank	\$2,118.62	
199-11	01/03/2026	Bendigo Bank	\$205.00	
199-12	01/03/2026	Bendigo Bank	\$250.00	
199-13	01/03/2026	Bendigo Bank	\$7,322.40	
199-14	01/03/2026	Bendigo Bank	\$114.00	
199-15	01/03/2026	Bendigo Bank	\$122.80	
199-16	01/03/2026	Bendigo Bank	\$204.50	
199-17	01/03/2026	Bendigo Bank	\$17.10	

Chq/EFT	Date	Name	Invoice Amount	Payment Amount
199-18	01/03/2026	Bendigo Bank	\$28.00	
199-19	01/03/2026	Bendigo Bank	\$195.00	
199-20	01/03/2026	Bendigo Bank	\$125.00	
199-21	01/03/2026	Bendigo Bank	\$435.59	
199-22	01/03/2026	Bendigo Bank	\$20.00	
				\$13,030.39
Fuel Cards Payments				
SMY-Feb 2026	28/02/2026	Dun Direct Pty Ltd (Dunning's)		\$17,452.07
7034320105724824			\$205.44	
7034320105724832			\$501.77	
7034320105724840			\$1,056.78	
7034320105724907			\$566.51	
7034320105724923			\$95.96	
7034320105724949			\$2,747.08	
7034320105724956			\$1,905.30	
7034320105724960			\$1,755.69	
7034320105595034			\$538.17	
7034320105724972			\$780.88	
7034320105724857			\$266.97	
7034320105724865			\$67.89	
7034320105595018			\$255.56	
7034320105594873			\$373.72	
7034320112671943			\$470.24	
7034320105594995			\$56.90	
7034320112671935			\$250.02	
7034320112671968			\$219.84	
7034320106090498			\$329.48	
7034320105724931			\$3,062.00	
7034320112671950			\$1,945.87	
136	28/02/2026	Wex Australia Pty Ltd		\$4,540.22
5035 7564			\$238.11	
5091 1923			\$757.88	
5098 8251			\$47.54	
5180 6817			\$504.30	
5367 3603			\$92.95	
5403 4953			\$171.99	
5483 8650			\$420.45	
5646 4596			\$250.24	
6375 9210			\$309.95	
6443 2791			\$238.66	
7214 6961			\$93.15	
7230 4842			\$351.29	
7497 6308			\$66.87	
7826 1814			\$501.00	
8209 2528			\$53.06	
8213 7265			\$442.78	
				\$21,992.29
				\$35,022.68



MONTHLY FINANCIAL REPORT
(Containing the Statement of Financial Activity)
For the Period Ended 31 March 2026

LOCAL GOVERNMENT ACT 1995

LOCAL GOVERNMENT (FINANCIAL MANAGEMENT) REGULATIONS 1996

TABLE OF CONTENTS

Information Summary	2-3
Statement of Financial Activity by Program	4
Statement of Financial Activity by Nature	5
Statement of Capital Acquisitions and Capital Funding	6
Note 1 Significant Accounting Policies	7-11
Note 2 Explanation of Material Variances	12
Note 3 Net Current Funding Position	13
Note 4 Cash and Investments	14
Note 5 Budget Amendments	15
Note 6 Receivables	16
Note 7 Cash Backed Reserves	17
Note 8 Disposal of Assets	18
Note 9 Rating Information	19
Note 10 Information on Borrowings	20
Note 11 Grants and Contributions	21
Note 12 Restricted Cash - Bonds and Deposits and Trust Funds	22
Note 13 Capital Acquisitions	23-26
Note 14 Lease Liabilities	27

Date prepared: 09/04/2026

SHIRE OF CHITTERING
Information Summary
For the Period Ended 31 March 2026

Key Information

Report Purpose

This report is prepared to meet the requirements of *Local Government (Financial Management) Regulations 1996, Regulation 34*. The figures in this report have not been audited and the end of year processes have not been finalised. It is possible these figures will change once the end of year processes have been completed.

Overview

Summary reports and graphical progressive graphs are provided on pages 2 - 4.

Statement of Financial Activity by Reporting Program

Is presented on page 5 and shows a surplus as at 31 March 2026 of \$3,643,953.

Items of Significance

The material variance adopted by the Shire for the 2025/26 year is \$10,000 and 10%. The following selected items have been highlighted due to their significance in this financial year. A full listing and explanation of all items considered of significant variance is disclosed in Note 2.

Capital Expenditure

Land and Buildings	▲	\$759,791
Plant and Equipment	▲	\$174,386
Infrastructure Assets - Roads	▲	\$3,139,448
Infrastructure Assets - Footpaths		\$0
Infrastructure Assets - Parks & Ovals	▲	\$33,684
Right of Use Assets	▲	\$78,086

Capital Revenue

Capital Grants, Subsidies and Contributions	▼	(\$215,260)
Proceeds from Disposal of Assets	▼	(\$845,289)

	% Collected / Completed	Annual Budget	YTD Budget	YTD Actual
Significant Projects				
Bindoon-Dewars Pool Road (RRG)	100%	\$ 58,865	\$ 58,865	\$ 58,865
Wells Glover Road Final Seal (RRG)	9%	\$ 232,502	\$ 232,502	\$ 21,735
North Road (Rrg)	67%	\$ 735,079	\$ 735,079	\$ 492,254
Mooliabeenee Road (BS)	83%	\$ 231,758	\$ 223,638	\$ 193,046
Blue Plains/Maddern (BS)	395%	\$ 12,831	\$ 12,831	\$ 50,659
Muchea Road South (BS)	289%	\$ 62,831	\$ 62,831	\$ 181,283
Ghost Gum Ridge	90%	\$ 82,938	\$ 74,666	\$ 74,666
Sugar Gum Drive	99%	\$ 47,478	\$ 47,025	\$ 47,025
Flat Rocks Road (R2R)	8%	\$ 147,569	\$ 93,785	\$ 12,139
Chittering Valley Road (R2R)	44%	\$ 311,431	\$ 311,431	\$ 137,100
Grants, Subsidies and Contributions				
Grants, Subsidies and Contributions	67%	\$ 2,159,958	\$ 1,459,732	\$ 1,450,027
Capital Grants, Subsidies and Contributions	16%	\$ 5,538,921	\$ 1,114,710	\$ 899,450
	31%	\$ 7,698,879	\$ 2,574,442	\$ 2,349,477
Rates Levied	99%	\$ 8,315,108	\$ 8,310,537	\$ 8,264,784

% Compares Current YTD Actuals to Annual Budget

Financial Position		Prior Year 31	Current Year
		March 2025	31 March 2026
Adjusted Net Current Assets	146%	\$ 2,495,355	\$ 3,643,953
Cash and Equivalent - Unrestricted	144%	\$ 4,292,158	\$ 6,192,757
Cash and Equivalent - Restricted	106%	\$ 2,092,673	\$ 2,221,217
Receivables - Rates	70%	\$ 421,966	\$ 296,459
Receivables - Other	126%	\$ 159,122	\$ 200,667
Payables	95%	\$ 1,101,951	\$ 1,046,017

% Compares Current YTD Actuals to Prior Year Actuals at the same time

Note: The Statements and accompanying notes are prepared based on all transactions recorded at the time of preparation and may vary due to transactions being processed for the reporting period after the date of preparation.

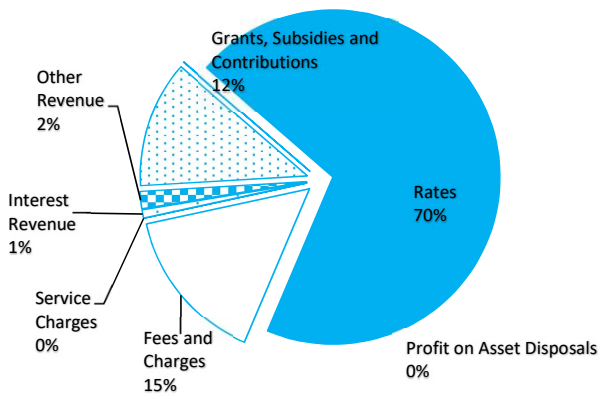
Preparation

Prepared by: Samantha Pedrotti

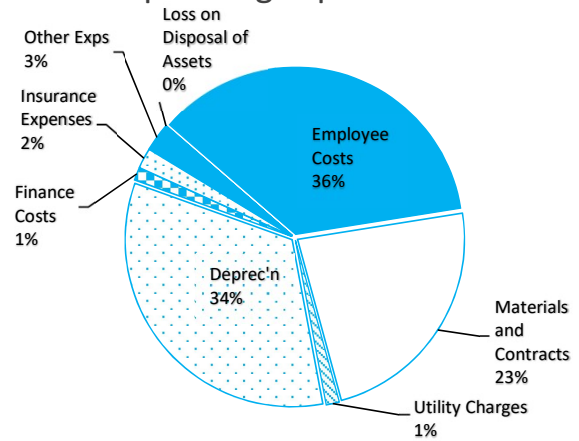
Reviewed by: Sue Mills

Date prepared: 09/04/2026

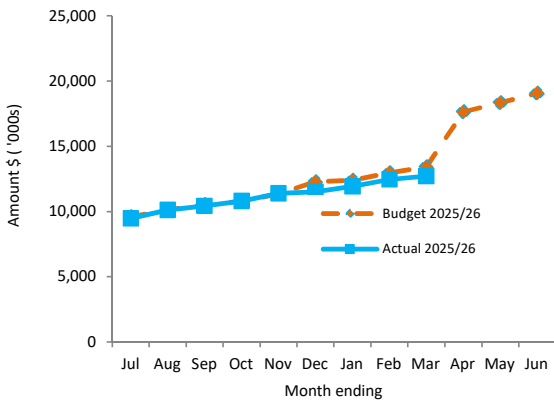
Operating Revenue



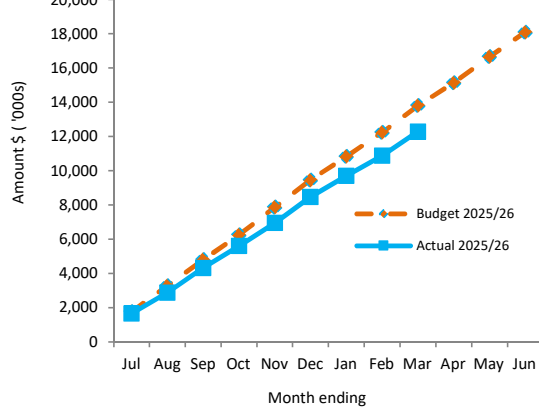
Operating Expenditure



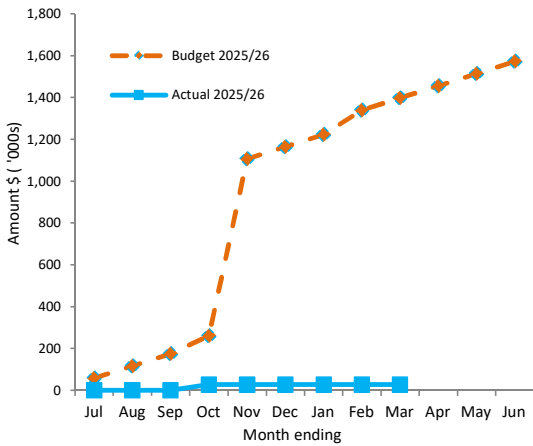
Budget Operating Revenues -v- Actual (Refer Note 2)



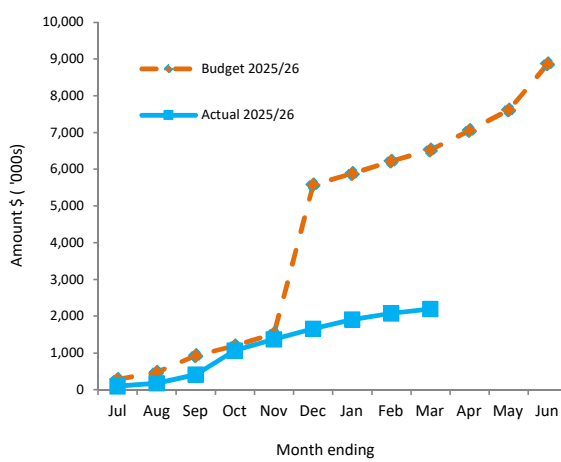
Budget Operating Expenses -v- YTD Actual (Refer Note 2)



Budget Capital Revenue -v- Actual (Refer Note 2)



Budget Capital Expenses -v- Actual (Refer Note 2)



This information is to be read in conjunction with the accompanying Financial Statements and Notes.

SHIRE OF CHITTERING
STATEMENT OF FINANCIAL ACTIVITY
(By Program)
For the Period Ended 31 March 2026

	Note	Adopted Annual Budget \$	YTD Budget (a) \$	YTD Actual (b) \$	Var. \$ (b)-(a) \$	Var. % (b)- (a)/(a) %	Var. ▲▼	Significant Var. S
OPERATING ACTIVITIES								
Revenue from operating activities								
Governance		6,125	3,837	834	(3,003)	(78%)	▼	
General Purpose Funding		9,875,519	9,397,330	9,356,553	(40,777)	(0%)	▼	
Law, Order and Public Safety		683,074	430,406	420,438	(9,968)	(2%)	▼	
Health		78,460	63,089	66,705	3,616	6%	▲	
Education and Welfare		66,639	6,942	8,022	1,080	16%	▲	
Housing		593,073	475,526	54,748	(420,778)	(88%)	▼	S
Community Amenities		1,321,067	1,284,763	1,273,931	(10,832)	(1%)	▼	
Recreation and Culture		26,953	23,032	21,453	(1,579)	(7%)	▼	
Transport		194,857	247,777	243,715	(4,062)	(2%)	▼	
Economic Services		325,116	307,371	304,168	(3,203)	(1%)	▼	
Other Property and Services		102,600	56,787	55,045	(1,742)	(3%)	▼	
		13,273,483	12,296,860	11,805,612				
Expenditure from operating activities								
Governance		(1,498,645)	(1,160,654)	(954,566)	206,088	18%	▲	S
General Purpose Funding		(533,724)	(378,317)	(328,458)	49,859	13%	▲	S
Law, Order and Public Safety		(2,519,984)	(1,886,009)	(1,560,004)	326,006	17%	▲	S
Health		(471,953)	(377,154)	(347,448)	29,705	8%	▲	
Education and Welfare		(184,041)	(167,502)	(68,796)	98,707	59%	▲	S
Housing		(511,047)	(272,977)	(202,772)	70,205	26%	▲	S
Community Amenities		(2,932,827)	(2,306,854)	(1,989,646)	317,208	14%	▲	S
Recreation and Culture		(2,369,032)	(1,912,820)	(1,575,358)	337,461	18%	▲	S
Transport		(5,579,799)	(4,229,750)	(4,173,691)	56,059	1%	▲	
Economic Services		(1,349,488)	(1,039,331)	(886,687)	152,644	15%	▲	S
Other Property and Services		0	(66,981)	(197,727)	(130,747)	(195%)	▼	S
		(17,950,539)	(13,798,349)	(12,285,155)				
Operating activities excluded from budget								
Add back Depreciation		5,359,009	4,160,142	4,106,941	(53,201)	(1%)	▼	
Adjust (Profit)/Loss on Asset Disposal	8	(421,016)	(418,934)	3,182	422,116	(101%)	▲	
		4,937,993	3,741,208	4,110,123				
Amount attributable to operating activities		260,937	2,239,720	3,630,580				
INVESTING ACTIVITIES								
Inflows from investing activities								
Capital Grants, Subsidies and Contributions	11	2,621,509	1,114,710	899,450	(215,260)	(19%)	▼	S
Proceeds from Disposal of Assets	8	869,289	872,562	27,273	(845,289)	(97%)	▼	S
		3,490,798	1,987,272	926,723				
Outflows from investing activities								
Land and Buildings		(1,645,781)	(1,182,221)	(422,430)	759,791	64%	▲	S
Plant and Equipment	13	(577,500)	(389,227)	(214,841)	174,386	45%	▲	S
Infrastructure Assets - Roads	13	(2,288,988)	(4,526,968)	(1,387,520)	3,139,448	69%	▲	S
Infrastructure Assets - Parks & Ovals	13	(190,826)	(149,949)	(116,265)	33,684	22%	▲	S
Infrastructure Assets - Other	13	(442,184)	(276,614)	(57,759)	218,855	79%	▲	S
Right of Use Assets	13	(78,086)	(78,086)	0	78,086	100%	▲	S
		(5,223,364)	(6,603,066)	(2,198,815)				
Amount attributable to investing activities		(1,732,566)	(4,615,794)	(1,272,092)				
FINANCING ACTIVITIES								
Inflows from financing activities								
Proceeds from New Borrowings	10	1,400,000	524,997	0	(524,997)	(100%)	▼	S
Proceeds from New Leases - non cash	14	78,086	0	0	0			
Transfer from Reserves	7	0	0	0	0			
		1,478,086	524,997	0				
Outflows from financing activities								
Repayment of Borrowings	10	(380,786)	(283,539)	(283,303)	236	0%	▲	
Payments for principal portion of lease liabilities	14	(23,733)	0	0	0			
Transfer to Reserves	7	(1,061,737)	0	0	0			
		(1,466,256)	(283,539)	(283,303)				
Amount attributable to financing activities		11,830	241,458	(283,303)				
MOVEMENT IN SURPLUS OR DEFICIT								
Surplus or deficit at the start of the financial year	3	1,448,413	1,568,769	1,568,769	0	0%		
Amount attributable to operating activities		260,937	2,239,720	3,630,580	1,390,860	62%	▲	S
Amount attributable to investing activities		(1,732,566)	(4,615,794)	(1,272,092)	3,343,702	(72%)	▲	
Amount attributable to financing activities		11,830	241,458	(283,303)	(524,761)	(217%)	▼	S
Surplus or deficit at the end of the financial year	3	0	(565,848)	3,643,953	4,209,801	(744%)	▲	

▲▼ Indicates a variance between Year to Date (YTD) Budget and YTD Actual data as per the adopted materiality threshold. Refer to Note 2 for an explanation of the reasons for the variance.

This statement is to be read in conjunction with the accompanying Financial Statements and notes.

SHIRE OF CHITTERING
STATEMENT OF FINANCIAL ACTIVITY
(By Nature)
For the Period Ended 31 March 2026

	Note	Adopted Annual Budget \$	YTD Budget (a) \$	YTD Actual (b) \$	Var. \$ (b)-(a)	Var. % (b)-(a)/(a)	Var. ▲▼	Significant Var. \$
					\$	%		
OPERATING ACTIVITIES								
Revenue from operating activities								
Rates	9	8,315,108	8,310,537	8,264,784	(45,753)	(1%)	▼	
Grants, Subsidies and Contributions	11	2,019,239	1,459,732	1,450,027	(9,705)	(1%)	▼	
Fees and Charges		1,894,150	1,790,824	1,794,688	3,864	0%	▲	
Interest Revenue		285,849	102,920	93,121	(9,799)	(10%)	▼	
Other Revenue		327,939	205,276	197,537	(7,739)	(4%)	▼	
Profit on Disposal of Assets	8	431,198	427,571	5,454	(422,117)	(99%)	▼	\$
		13,273,483	12,296,860	11,805,612				
Expenditure from operating activities								
Employee Costs		(5,966,146)	(4,524,035)	(4,436,429)	87,606	2%	▲	
Materials and Contracts		(5,426,005)	(4,096,180)	(2,858,306)	1,237,873	30%	▲	\$
Utility Charges		(221,300)	(179,957)	(157,789)	22,169	12%	▲	\$
Depreciation		(5,359,009)	(4,160,142)	(4,106,941)	53,201	1%	▲	
Finance Costs		(235,000)	(208,335)	(152,288)	56,047	0%	▲	
Insurance Expenses		(283,642)	(252,058)	(242,595)	9,463	4%	▲	
Other Expenditure		(449,255)	(369,005)	(322,171)	46,834	13%	▲	\$
Loss on Disposal of Assets	8	(10,182)	(8,637)	(8,637)	0	0%	▲	
		(17,950,538)	(13,798,349)	(12,285,155)				
Operating activities excluded from budget								
Add back Depreciation		5,359,009	4,160,142	4,106,941	(53,201)	(1%)	▼	
Adjust (Profit)/Loss on Asset Disposal	8	(421,016)	(418,934)	3,182	422,116	(101%)	▲	
		4,937,993	3,741,208	4,110,123				
Amount attributable to operating activities		260,938	2,239,720	3,630,580				
INVESTING ACTIVITIES								
Inflows from investing activities								
Capital Grants, Subsidies and Contributions	11	2,621,509	1,114,710	899,450	(215,260)	(19%)	▼	\$
Proceeds from Disposal of Assets	8	869,289	872,562	27,273	(845,289)	(97%)	▼	\$
		3,490,798	1,987,272	926,723				
Outflows from investing activities								
Land and Buildings	13	(1,645,781)	(1,182,221)	(422,430)	759,791	64%	▲	\$
Plant and Equipment	13	(577,500)	(389,227)	(214,841)	174,386	45%	▲	\$
Infrastructure Assets - Roads	13	(2,288,988)	(4,526,968)	(1,387,520)	3,139,448	69%	▲	\$
Infrastructure Assets - Parks & Ovals	13	(190,826)	(149,949)	(116,265)	33,684	22%	▲	\$
Infrastructure Assets - Other	13	(442,184)	(276,614)	(57,759)	218,855	79%	▲	\$
Right of Use Assets	14	(78,086)	(78,086)	0	78,086	100%	▲	\$
		(5,223,364)	(6,603,066)	(2,198,815)				
Amount attributable to investing activities		(1,732,566)	(4,615,794)	(1,272,092)				
FINANCING ACTIVITIES								
Inflows from financing activities								
Proceeds from New Borrowings	10	1,400,000	524,997	0	(524,997)	100%	▼	
Proceeds from New Leases - non cash	14	78,086	0	0	0			
Transfer from Reserves	7	0	0	0	0			
		1,478,086	524,997	0				
Outflows from financing activities								
Repayment of Borrowings	10	(380,786)	(283,539)	(283,303)	236	0%	▲	
Payments for principal portion of lease liabilities	14	(23,733)	0	0	0			
Transfer to Reserves	7	(1,061,738)	0	0	0			
		(1,466,257)	(283,539)	(283,303)				
Amount attributable to financing activities		11,829	241,458	(283,303)				
MOVEMENT IN SURPLUS OR DEFICIT								
Surplus or deficit at the start of the financial year	3	1,448,413	1,568,769	1,568,769	0	0%		
Amount attributable to operating activities		260,938	2,239,720	3,630,580	1,390,860	62%	▲	\$
Amount attributable to investing activities		(1,732,566)	(4,615,794)	(1,272,092)	3,343,702	(72%)		
Amount attributable to financing activities		11,829	241,458	(283,303)	(524,761)	(217%)	▼	\$
Surplus or deficit at the end of the financial year	3	0	(565,848)	3,643,953	4,209,801	(744%)		

▲ ▼ Indicates a variance between Year to Date (YTD) Budget and YTD Actual data as per the adopted materiality threshold.
Refer to Note 2 for an explanation of the reasons for the variance.

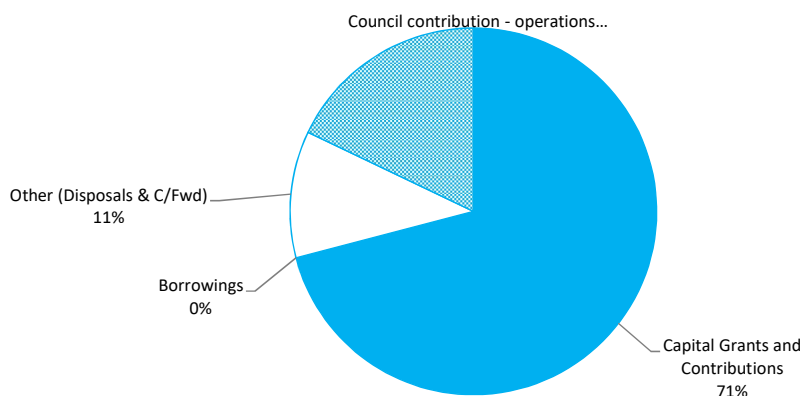
This statement is to be read in conjunction with the accompanying Financial Statements and notes.

SHIRE OF CHITTERING
STATEMENT OF CAPITAL ACQUISITIONS AND CAPITAL FUNDING
 For the Period Ended 31 March 2026

Capital Acquisitions

	Note	YTD Actual New/ Upgrade (a)	YTD Actual (Renewal Expenditure) (b)	YTD Budget (d)	Amended Annual Budget	Adopted Annual Budget	YTD Actual Total (c) = (a)+(b)	Variance (d) - (c)
		\$	\$	\$	\$	\$	\$	\$
Land and Buildings	13	0	422,430	1,182,221	1,571,635	1,645,781	422,430	(759,791)
Plant and Equipment	13	0	214,841	389,227	502,341	577,500	214,841	(174,386)
Infrastructure Assets - Roads	13	0	1,387,520	4,526,968	5,095,753	2,288,988	1,387,520	(3,139,448)
Infrastructure Assets - Parks & Ovals	13	0	116,265	149,949	190,826	190,826	116,265	(33,684)
Infrastructure Assets - Other	13	0	57,759	276,614	450,184	442,184	57,759	(218,855)
Right of Use Assets	13	0	0	78,086	78,086	78,086	0	(78,086)
Capital Expenditure Totals		0	2,198,815	6,524,980	7,810,739	5,145,278	2,198,815	(4,326,165)
Capital acquisitions funded by:								
Capital Grants and Contributions				1,114,710	5,538,921	2,621,509	899,450	
Borrowings				524,997		1,400,000	0	
Other (Disposals & C/Fwd)				872,562	872,562	869,289	27,273	
Council contribution - operations				4,012,711	1,399,256	254,480	1,272,092	
Capital Funding Total				6,524,980	7,810,739	5,145,278	2,198,815	

Budgeted Capital Acquisitions Funding



Note 1: Significant Accounting Policies**(a) Basis of Accounting**

This statement comprises a special purpose financial report which has been prepared in accordance with Australian Accounting Standards (as they apply to local governments and not-for-profit entities), Australian Accounting Interpretations, other authoritative pronouncements of the Australian Accounting Standards Board, the Local Government Act 1995 and accompanying regulations. Material accounting policies which have been adopted in the preparation of this statement are presented below and have been consistently applied unless stated otherwise. Except for cash flow and rate setting information, the report has also been prepared on the accrual basis and is based on historical costs, modified, where applicable, by the measurement at fair value of selected non-current assets, financial assets and liabilities.

Critical Accounting Estimates

The preparation of a financial report in conformity with Australian Accounting Standards requires management to make judgements, estimates and assumptions that effect the application of policies and reported amounts of assets and liabilities, income and expenses. The estimates and associated assumptions are based on historical experience and various other factors that are believed to be reasonable under the circumstances; the results of which form the basis of making the judgements about carrying values of assets and liabilities that are not readily apparent from other sources. Actual results may differ from these estimates.

(b) The Local Government Reporting Entity

All Funds through which the Council controls resources to carry on its functions have been included in this statement. In the process of reporting on the local government as a single unit, all transactions and balances between those funds (for example, loans and transfers between Funds) have been eliminated. All monies held in the Trust Fund are excluded from the statement, but a separate statement of those monies appears at Note 12.

(c) Rounding Off Figures

All figures shown in this statement are rounded to the nearest dollar.

(d) Rates, Grants, Donations and Other Contributions

Rates, grants, donations and other contributions are recognised as revenues when the local government obtains control over the assets comprising the contributions. Control over assets acquired from rates is obtained at the commencement of the rating period or, where earlier, upon receipt of the rates.

(e) Goods and Services Tax

Revenues, expenses and assets are recognised net of the amount of GST, except where the amount of GST incurred is not recoverable from the Australian Taxation Office (ATO). Receivables and payables are stated inclusive of GST receivable or payable. The net amount of GST recoverable from, or payable to, the ATO is included with receivables or payables in the statement of financial position. Cash flows are presented on a gross basis. The GST components of cash flows arising from investing or financing activities which are recoverable from, or payable to, the ATO are presented as operating cash flows.

(f) Cash and Cash Equivalents

Cash and cash equivalents include cash on hand, cash at bank, deposits available on demand with banks and other short term highly liquid investments that are readily convertible to known amounts of cash and which are subject to an insignificant risk of changes in value and bank overdrafts. Bank overdrafts are reported as short term borrowings in current liabilities in the statement of financial position.

(g) Trade and Other Receivables

Trade and other receivables include amounts due from ratepayers for unpaid rates and service charges and other amounts due from third parties for goods sold and services performed in the ordinary course of business.

Receivables expected to be collected within 12 months of the end of the reporting period are classified as current assets. All other receivables are classified as non-current assets. Collectability of trade and other receivables is reviewed on an ongoing basis. Debts that are known to be uncollectible are written off when identified. An allowance for doubtful debts is raised when there is objective evidence that they will not be collectible.

(h) Inventories**General**

Inventories are measured at the lower of cost and net realisable value. Net realisable value is the estimated selling price in the ordinary course of business less the estimated costs of completion and the estimated costs necessary to make the sale.

Land Held for Resale

Land held for development and sale is valued at the lower of cost and net realisable value. Cost includes the cost of acquisition, development, borrowing costs and holding costs until completion of development. Finance costs and holding charges incurred after development is completed are expensed. Gains and losses are recognised in profit or loss at the time of signing an unconditional contract of sale if significant risks and rewards, and effective control over the land, are passed on to the buyer at this point. Land held for sale is classified as current except where it is held as non-current based on Council's intentions to release for sale.

Note 1: Significant Accounting Policies**(i) Fixed Assets**

All assets are initially recognised at cost. Cost is determined as the fair value of the assets given as consideration plus costs incidental to the acquisition. For assets acquired at no cost or for nominal consideration, cost is determined as fair value at the date of acquisition. The cost of non-current assets constructed by the local government includes the cost of all materials used in the construction, direct labour on the project and an appropriate proportion of variable and fixed overhead. Certain asset classes may be revalued on a regular basis such that the carrying values are not materially different from fair value. Assets carried at fair value are to be revalued with sufficient regularity to ensure the carrying amount does not differ materially from that determined using fair value at reporting date.

(j) Depreciation of Non-Current Assets

All non-current assets having a limited useful life are systematically depreciated over their useful lives in a manner which reflects the consumption of the future economic benefits embodied in those assets.

Depreciation is recognised on a straight-line basis, using rates which are reviewed each reporting period. Major depreciation rates and periods are:

Asset	Years
Buildings	30 to 50 years
Plant and Equipment - Furniture	4 to 10 years
Plant and Equipment - Computer Hardware	3 years
Plant and Equipment - Heavy	5 to 15 years
Plant and Equipment - Light	0 to 10 years
Sealed roads and streets	
formation (clearing and earthworks)	not depreciated
pavement (construction and road base)	50 years
seal	
bituminous seals	20 years
asphalt surfaces	25 years
Gravel Roads	
formation (clearing and earthworks)	not depreciated
pavement (construction and road base)	50 years
gravel sheet	12 years
Formed roads	
formation (clearing and earthworks)	not depreciated
pavement (construction and road base)	50 years
Footpaths - slab	40 years
Footpaths - asphalt	10 years
Sewerage piping	100 years
Water supply piping & drainage systems	75 years

(k) Trade and Other Payables

Trade and other payables represent liabilities for goods and services provided to the Council prior to the end of the financial year that are unpaid and arise when the Council becomes obliged to make future payments in respect of the purchase of these goods and services. The amounts are unsecured, are recognised as a current liability and are normally paid within 30 days of recognition.

(l) Employee Benefits

The provisions for employee benefits relates to amounts expected to be paid for long service leave, annual leave, wages and salaries and are calculated as follows:

(i) Wages, Salaries, Annual Leave and Long Service Leave (Short-term Benefits)

The provision for employees' benefits to wages, salaries, annual leave and long service leave expected to be settled within 12 months represents the amount the Shire has a present obligation to pay resulting from employees services provided to balance date. The provision has been calculated at nominal amounts based on remuneration rates the Shire expects to pay and includes related on-costs.

(ii) Annual Leave and Long Service Leave (Long-term Benefits)

The liability for long service leave is recognised in the provision for employee benefits and measured as the present value of expected future payments to be made in respect of services provided by employees up to the reporting date using the project unit credit method. Consideration is given to expected future wage and salary levels, experience of employee departures and periods of service. Expected future payments are discounted using market yields at the reporting date on national government bonds with terms to maturity and currency that match as closely as possible, the estimated future cash outflows. Where the Shire does not have the unconditional right to defer settlement beyond 12 months, the liability is recognised as a current liability.

Note 1: Significant Accounting Policies**(m) Interest-bearing Loans and Borrowings**

All loans and borrowings are initially recognised at the fair value of the consideration received less directly attributable transaction costs. After initial recognition, interest-bearing loans and borrowings are subsequently measured at amortised cost using the effective interest method. Fees paid on the establishment of loan facilities that are yield related are included as part of the carrying amount of the loans and borrowings.

Borrowings are classified as current liabilities unless the Council has an unconditional right to defer settlement of the liability for at least 12 months after the balance sheet date.

Borrowing Costs

Borrowing costs are recognised as an expense when incurred except where they are directly attributable to the acquisition, construction or production of a qualifying asset. Where this is the case, they are capitalised as part of the cost of the particular asset.

(n) Provisions

Provisions are recognised when: The Council has a present legal or constructive obligation as a result of past events; it is more likely than not that an outflow of resources will be required to settle the obligation; and the amount has been reliably estimated. Provisions are not recognised for future operating losses. Where there are a number of similar obligations, the likelihood that an outflow will be required in settlement is determined by considering the class of obligations as a whole. A provision is recognised even if the likelihood of an outflow with respect to any one of item included in the same class of obligations may be small.

(o) Current and Non-Current Classification

In the determination of whether an asset or liability is current or non-current, consideration is given to the time when each asset or liability is expected to be settled. The asset or liability is classified as current if it is expected to be settled within the next 12 months, being the Council's operational cycle. In the case of liabilities where Council does not have the unconditional right to defer settlement beyond 12 months, such as vested long service leave, the liability is classified as current even if not expected to be settled within the next 12 months. Inventories held for trading are classified as current even if not expected to be realised in the next 12 months except for land held for resale where it is held as non current based on Council's intentions to release for sale.

(p) Nature or Type Classifications**Rates**

All rates levied under the Local Government Act 1995. Includes general, differential, specific area rates, minimum rates, interim rates, back rates, ex-gratia rates, less discounts offered. Exclude administration fees, interest on instalments, interest on arrears and service charges.

Operating Grants, Subsidies and Contributions

Refer to all amounts received as grants, subsidies and contributions that are not non-operating grants.

Non-Operating Grants, Subsidies and Contributions

Amounts received specifically for the acquisition, construction of new or the upgrading of non-current assets paid to a local government, irrespective of whether these amounts are received as capital grants, subsidies, contributions or donations.

Profit on Asset Disposal

Profit on the disposal of assets including gains on the disposal of long term investments. Losses are disclosed under the expenditure classifications.

Fees and Charges

Revenues (other than service charges) from the use of facilities and charges made for local government services, sewerage rates, rentals, hire charges, fee for service, photocopying charges, licences, sale of goods or information, fines, penalties and administration fees. Local governments may wish to disclose more detail such as rubbish collection fees, rental of property, fines and penalties, other fees and charges.

Service Charges

Service charges imposed under Division 6 of Part 6 of the Local Government Act 1995. Regulation 54 of the Local Government (Financial Management) Regulations 1996 identifies these as television and radio broadcasting, underground electricity and neighbourhood surveillance services. Exclude rubbish removal charges. Interest and other items of a similar nature received from bank and investment accounts, interest on rate instalments, interest on rate arrears and interest on debtors.

Interest Earnings

Interest and other items of a similar nature received from bank and investment accounts, interest on rate instalments, interest on rate arrears and interest on debtors.

Other Revenue / Income

Other revenue, which can not be classified under the above headings, includes dividends, discounts, rebates etc.

Note 1: Significant Accounting Policies**Employee Costs**

All costs associate with the employment of person such as salaries, wages, allowances, benefits such as vehicle and housing, superannuation, employment expenses, removal expenses, relocation expenses, worker's compensation insurance, training costs, conferences, safety expenses, medical examinations, fringe benefit tax, etc.

Materials and Contracts

All expenditures on materials, supplies and contracts not classified under other headings. These include supply of goods and materials, legal expenses, consultancy, maintenance agreements, communication expenses, advertising expenses, membership, periodicals, publications, hire expenses, rental, leases, postage and freight etc. Local governments may wish to disclose more detail such as contract services, consultancy, information technology, rental or lease expenditures.

Utilities (Gas, Electricity, Water, etc.)

Expenditures made to the respective agencies for the provision of power, gas or water. Exclude expenditures incurred for the reinstatement of roadwork on behalf of these agencies.

Insurance

All insurance other than worker's compensation and health benefit insurance included as a cost of employment.

Loss on asset disposal

Loss on the disposal of fixed assets.

Depreciation on non-current assets

Depreciation expense raised on all classes of assets.

Interest expenses

Interest and other costs of finance paid, including costs of finance for loan debentures, overdraft accommodation and refinancing expenses.

Other expenditure

Statutory fees, taxes, provision for bad debts, member's fees or State taxes. Donations and subsidies made to community groups.

(r) Program Classifications (Function/Activity)

Shire operations as disclosed in these financial statements encompass the following service orientated activities/programs.

GOVERNANCE**Objective:**

To provide a decision making process for the efficient allocation of scarce resources.

Activities:

Includes the activities of members of council and the administrative support available to the Council for the provision of governance of the district. Other costs relate to the task of assisting elected members and ratepayers on matters which do not concern specific Council services.

GENERAL PURPOSE FUNDING**Objective:**

To collect revenue to allow for the provision of services.

Activities:

Rates, general purpose government grants and interest revenue.

LAW, ORDER, PUBLIC SAFETY**Objective:**

To provide services to help ensure a safer and environmentally conscious community.

Activities:

Supervision and enforcement of various local laws relating to fire prevention, animal control and other aspects of public safety including emergency services.

HEALTH**Objective:**

To provide an operational framework for environmental and community health.

Activities:

Inspection of food outlets and their control, provision of meat inspection services, noise control and waste disposal compliance.

Note 1: Significant Accounting Policies**EDUCATION AND WELFARE****Objective:**

To provide services to disadvantaged persons, the elderly, children and youth.

Activities:

Maintenance of child minding centre, playgroup centre, senior citizen centre and aged care centre. Provision and maintenance of home and community care programs and youth services.

HOUSING**Objective:**

To provide and maintain staff, community and senior residents housing.

Activities:

Provision and maintenance of staff, community and senior residents housing.

COMMUNITY AMENITIES**Objective:**

To provide services required by the community.

Activities:

Rubbish collection services, operation of rubbish disposal sites, litter control, construction and maintenance of urban storm water drains, protection of the environment and administration of town planning schemes, cemetery and public conveniences.

RECREATION AND CULTURE**Objective:**

To establish and effectively manage infrastructure and resource which will help the social well being of the community.

Activities:

Maintenance of public halls, civic centres, aquatic centre, beaches, recreation centres and various sporting facilities. Provision and maintenance of parks, gardens and playgrounds. Operation of library, museum and other cultural facilities.

TRANSPORT**Objective:**

To provide safe, effective and efficient transport services to the community.

Activities:

Construction and maintenance of roads, streets, footpaths, depots, cycle ways, parking facilities and traffic control. Cleaning of streets and maintenance of street trees, street lighting etc.

ECONOMIC SERVICES**Objective:**

To help promote the Shire and its economic wellbeing.

Activities:

Tourism and area promotion including the maintenance and operation of a caravan park. Provision of rural services including weed control, vermin control and standpipes. building control.

OTHER PROPERTY AND SERVICES**Objective:**

To monitor and control Shire overheads operating accounts.

Activities:

Private works operation, plant repair and operation costs and engineering operation costs.

SHIRE OF CHITTERING
NOTES TO THE STATEMENT OF FINANCIAL ACTIVITY
For the Period Ended 31 March 2026

Note 2: Explanation of Material Variances by N&T

Variances will be adjusted following the adoption of the Budget Review.

The material variance thresholds are adopted annually by Council as an indicator of whether the actual expenditure or revenue varies from the year to date budget materially.

The material variance adopted by Council for the 2025/26 year is \$10,000 and 10%.

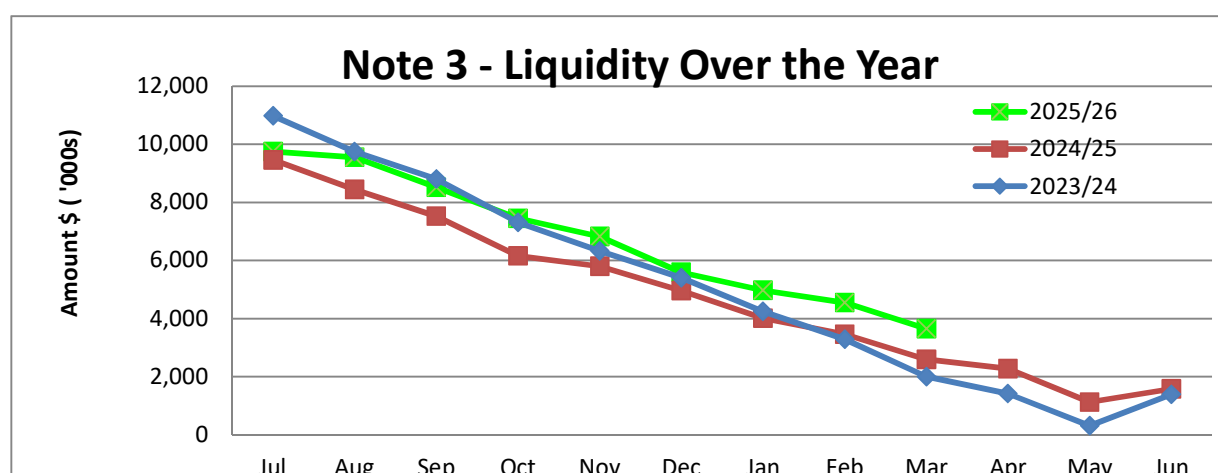
Reporting Program	Var. \$	Var. %	Var. ▲▼	Significant Var. S	Timing/ Permanent	Explanation of Variance
OPERATING ACTIVITIES						
Revenue from operating activities						
Profit on Disposal of Assets	(422,117)	(99%)	▼	S	Timing	Joint Venture housing not yet sold
Expenditure from operating activities						
Materials and Contracts	1,237,873	30%	▲	S	Timing	Materials & Contracts, spread over 12 mths
Utility Charges	22,169	12%	▲	S	Timing	Utility Charges spread over 12 months
Other Expenditure	46,834	13%	▲	S	Timing	Councillor remunerations spread over 12 months instead of quarterly
INVESTING ACTIVITIES						
Inflows from investing activities						
Capital Grants, Subsidies and Contributions	(215,260)	(19%)	▼	S	Timing	Roads funding applied for in January 2026
Proceeds from Disposal of Assets	(845,289)	(97%)	▼	S	Timing	Joint Venture housing not yet sold
Outflows from investing activities						
Land and Buildings	759,791	64%	▲	S	Timing	LCCYH building waiting on app approvals
Plant and Equipment	174,386	45%	▲	S	Timing	New plant not yet ordered
Infrastructure Assets - Parks & Ovals	33,684	22%	▲	S	Timing	MBP not yet completed
Right of Use Assets	78,086	100%	▲	S	Timing	New lease vehicle not yet received

SHIRE OF CHITTERING
NOTES TO THE STATEMENT OF FINANCIAL ACTIVITY
For the Period Ended 31 March 2026

Note 3: Net Current Funding Position

Positive=Surplus (Negative=Deficit)

		Last Years Closing	This Time Last Year	Current
	Note	30/06/2025	31/03/2025	31/03/2026
		\$	\$	\$
Current Assets				
Cash Unrestricted	4	3,243,751	4,137,714	5,942,904
Cash Restricted - Conditions over Grants	11	109,118	154,444	249,853
Cash Restricted - Reserves	4	2,221,217	2,092,673	2,221,217
Receivables - Rates	6	(88,919)	421,966	296,459
Receivables - Other	6	385,016	159,122	200,667
Inventories		789	3,213	3,690
		<u>5,870,971</u>	<u>6,969,132</u>	<u>8,914,790</u>
Less: Current Liabilities				
Payables		(1,603,214)	(1,101,951)	(1,046,017)
Contract Liabilities		(79,120)	(763,609)	(1,604,950)
Lease Liability	14	0	0	0
Loan Liability	10	(324,433)	(88,985)	(41,130)
Provisions		(682,547)	(698,194)	(682,547)
		<u>(2,689,313)</u>	<u>(2,652,738)</u>	<u>(3,374,644)</u>
Less: Cash Reserves	7	(2,221,217)	(2,092,673)	(2,221,217)
Add Back: Component of Leave Liability not Required to be funded		283,894	271,634	283,894
Add Back: Current Loan Liability	10	324,433	0	41,130
Add Back: Current Lease Liability	14	0	0	0
Net Current Funding Position		1,568,769	2,495,355	3,643,953



Comments - Net Current Funding Position

SHIRE OF CHITTERING
NOTES TO THE STATEMENT OF FINANCIAL ACTIVITY
For the Period Ended 31 March 2026

Note 4: Cash and Investments

	Unrestricted	Restricted	Trust	Investments	Total Amount	Institution	Interest Rate	Maturity Date
	\$	\$	\$	\$	\$			
(a) Cash Deposits								
Municipal Bank Account	1,191,547				1,191,547	Bendigo	0.00%	At Call
Municipal Investment Account	0				0	Bendigo	0.00%	At Call
Reserve Bank Account		21,217			21,217	Bendigo	0.00%	At Call
Cash On Hand - Admin	600				600	N/A	Nil	On Hand
Cash On Hand - Refuse Site	350				350	N/A	Nil	On Hand
Cash On Hand - Tourist Centre	250				250	N/A	Nil	On Hand
Trust Cash At Bank			10		10	Bendigo	0.00%	At Call
(b) Term Deposits								
Term Deposit Investments	5,000,000				1,000,000	Bendigo	4.05%	09-Mar-26
					1,000,000	Bendigo	4.10%	07-Apr-26
					500,000	Bendigo	4.25%	09-May-26
					1,000,000	Bendigo	4.35%	28-May-26
					1,500,000	Bendigo	4.35%	09-Jun-26
Reserve Bank - Term Deposit Investments		2,200,000			2,200,000	Bendigo	4.25%	11-May-26
(c) Investments								
Shares - Chittering Financial Services				45,500	45,500	N/A	Nil	On Hand
Total	6,192,747	2,221,217	10	45,500	8,459,474			

Comments/Notes - Investments

SHIRE OF CHITTERING
 NOTES TO THE STATEMENT OF FINANCIAL ACTIVITY
 For the Period Ended 31 March 2026

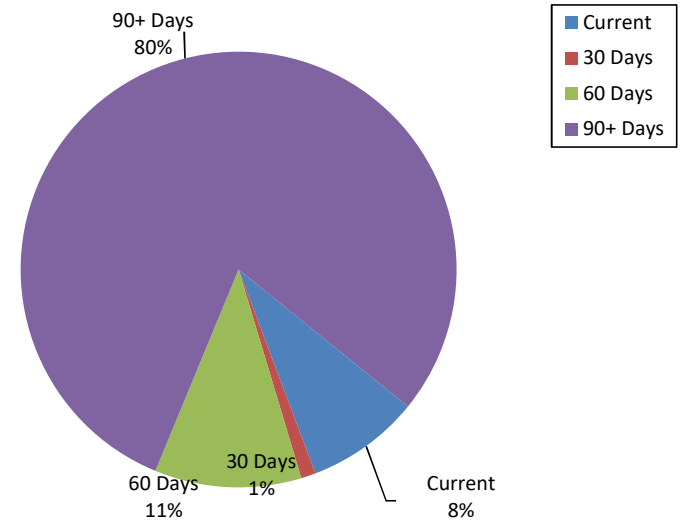
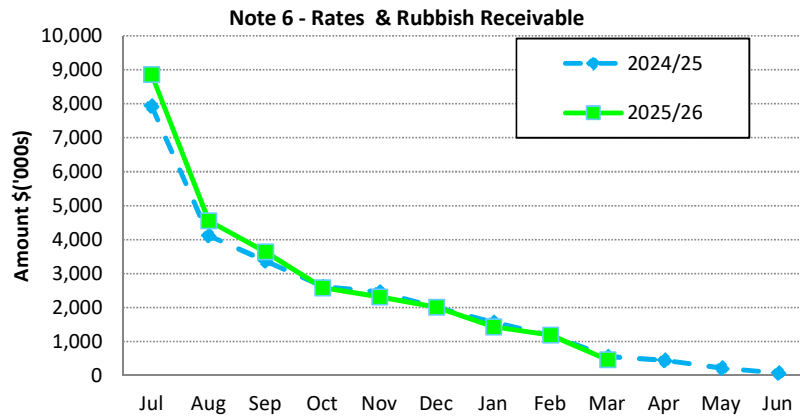
Note 6: Receivables

Receivables - Rates & Rubbish	31 March 2026	30 June 2025
	\$	\$
Opening Arrears Previous Years	76,298	151,071
Levied this year	9,358,510	8,502,368
Less Collections to date	(8,973,132)	(8,577,141)
Equals Current Outstanding	461,676	76,298
Net Rates Collectable	461,676	76,298
% Collected	95.11%	99.12%

Receivables - General	Current	30 Days	60 Days	90+ Days	90+Days
	\$	\$	\$	\$	\$
Receivables - General	9,222	1,189	11,914	87,096	109,421
Balance per Trial Balance					
Sundry Debtors					109,336
Receivables - Other					91,331
Total Receivables General Outstanding					200,667

Amounts shown above include GST (where applicable)

Note 6 - Accounts Receivable (non-rates)

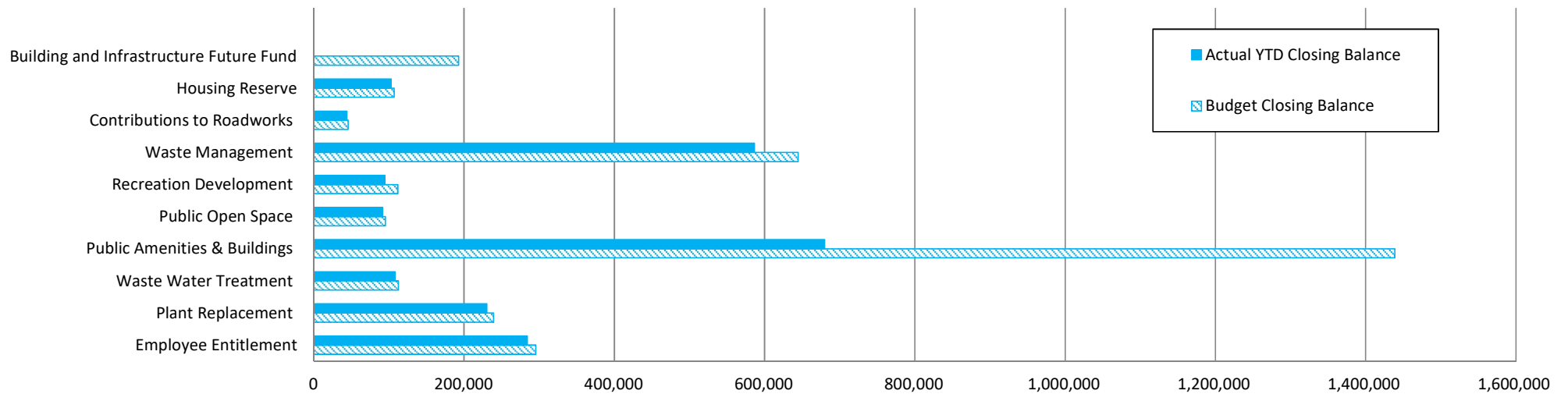


SHIRE OF CHITTERING
NOTES TO THE STATEMENT OF FINANCIAL ACTIVITY
For the Period Ended 31 March 2026

Note 7: Cash Backed Reserve

Name	Opening Balance	Budget Interest Earned	Actual Interest Earned	Budget Transfers In (+)	Actual Transfers In (+)	Budget Transfers Out (-)	Actual Transfers Out (-)	Change of Purpose	Budget Closing Balance	Actual YTD Closing Balance
Employee Entitlement	\$ 283,894	\$ 11,381	\$ 0	\$ 0	\$ 0	\$ 0	\$ 0	\$ 0	\$ 295,275	\$ 283,894
Plant Replacement	230,076	9,224	0	0	0	0	0	0	239,300	230,076
Waste Water Treatment	108,291	4,341	0	0	0	0	0	0	112,632	108,291
Public Amenities & Buildings	679,758	13,656	0	745,289	0	0	0	0	1,438,703	679,758
Public Open Space	91,523	3,669	0	0	0	0	0	0	95,192	91,523
Recreation Development	94,636	17,202	0	0	0	0	0	0	111,838	94,636
Waste Management	586,109	23,494	0	35,000	0	0	0	0	644,603	586,109
Contributions to Roadworks	43,999	1,764	0	0	0	0	0	0	45,763	43,999
Housing Reserve	102,931	4,117	0	0	0	0	0	0	107,048	102,931
Building and Infrastructure Future Fund	0	0	0	192,600	0	0	0	0	192,600	0
	2,221,217	88,848	0	972,889	0	0	0	0	3,282,954	2,221,217

Note 7 - Year To Date Reserve Balance to End of Year Estimate



SHIRE OF CHITTERING
NOTES TO THE STATEMENT OF FINANCIAL ACTIVITY
For the Period Ended 31 March 2026

Note 8: Disposal of Assets

Asset Number	Asset Description	YTD Actual				Budget			
		Net Book Value	Proceeds	Profit	(Loss)	Net Book Value	Proceeds	Profit	(Loss)
		\$	\$	\$	\$	\$	\$	\$	\$
	Land and Buildings								
LDOHC101	LAND - Community Units Land - Lot 123 - 8 Edmonds Place (JV Average % = 23.5%)		0			175,935	371,135	195,200	
LDO11132	LAND - Lot 801 11 Edmonds Place, Bindoon (Seniors Housing portion only) (JV Average % = 25%)		0			191,783	424,154	232,371	
	Plant and Equipment								
PLV309	CH6792 2014 TRAILER BUILDING MAINTENANCE (BM) (P1283)					100	1,000	900	
MVU327	CH11587 2018 FORD RANGER 2018 MY SUPER CC XL 3.2D 6A 4x4 (PWO Project Officer) (P003A)	10,455	7,273		(3,182)	10,455	5,000		(5,455)
MVU715	CH1263 2014 HOLDEN COLORADO TTOP (MUCHEA LANDFILL) (CH1263) was CH5007	12,727	7,273		(5,454)	12,727	8,000		(4,727)
MVU330	CH0 2018 FORD RANGER MY DOUBLE CC XL 3.2D 6A 4X4 (EMTS) (POA)	7,273	12,727	5,454		7,273	10,000	2,727	
	CH1611 ISUZU FIRE ENGINE - MUCHEA BFB					50,000	50,000	0	
		30,455	27,273	5,454	(8,637)	448,273	869,289	431,198	(10,182)

SHIRE OF CHITTERING
NOTES TO THE STATEMENT OF FINANCIAL ACTIVITY
For the Period Ended 31 March 2026

Note 9: Rating Information

	Rate in	Number of Properties	Rateable Value	YTD Actual			Budget				
				Rate Revenue	Interim Rates	Back Rates	Total Revenue	Rate Revenue	Interim Rate	Back Rate	Total Revenue
	\$		\$	\$	\$	\$	\$	\$	\$	\$	\$
RATE TYPE											
General Rate											
GRV	8.42310	1,865	53,155,743	4,477,361	63,624	8,665	4,549,649	4,469,090	100,000	0	4,569,090
UV	0.50690	807	635,940,000	3,223,580	3,504	2,657	3,229,741	3,173,367	49,830	0	3,223,197
Non-Rateable			0	0			0		0	0	0
Sub-Totals		2,672	689,095,743	7,700,941	67,128	11,321	7,779,391	7,642,457	149,830	0	7,792,287
Minimum Payment	\$										
GRV	1,150.00	312	308,200	358,800	10,205	(211)	368,794	357,650	0	0	357,650
UV	1,100.00	106	203,500	116,600	0	0	116,600	160,600	0	0	160,600
Sub-Totals		418	511,700	475,400	10,205	(211)	485,394	518,250	0	0	518,250
		3,090	689,607,443	8,176,341	77,333	11,110	8,264,784	8,160,707	149,830	0	8,310,537
Discounts							0				0
Concession							0				0
Amount from General Rates							8,264,784				8,310,537
Ex-Gratia Rates							0	4,134			4,571
Rates Adjustments							0				0
Specified Area Rates							0				0
Totals							8,264,784				8,315,108

Comments - Rating Information

SHIRE OF CHITTERING
NOTES TO THE STATEMENT OF FINANCIAL ACTIVITY
For the Period Ended 31 March 2026

Note 10: Information on Borrowings

(a) Debenture Repayments

Particulars/Purpose	01 Jul 2025	New Loans			Principal Repayments			Principal Outstanding			Interest Repayments			
		YTD Actual	Amended Budget	Adopted Budget	Actual YTD	Amended Budget	Adopted Budget	Actual	Amended Budget	Adopted Budget	Actual	Amended Budget	Adopted Budget	
		\$	\$	\$	\$	\$	\$	\$	\$	\$	\$	\$	\$	
Health														
Loan 79 - Multi Purpose Health Centre	WATC	345,163.74	0	0	0	36,852.16	36,852	36,852	308,311.58	308,312	308,312	13,172	14,820	14,820
Housing														
Recreation and Culture														
Loan 89 Muchea Complex	WATC	1,569,683.80	0	0	0	40,649.45	81,779	81,779	1,529,034.35	1,487,905	1,487,905	23,827	36,607	36,607
Loan 92 Muchea Complex	WATC	3,033,613.89	0	0	0	116,071.34	116,071	116,071	2,917,542.55	2,917,543	2,917,543	109,721	138,139	138,139
Loan 93 LC Community & Youth Hub	WATC		0	700,000	1,400,000	0.00	56,353	56,353	0.00	643,647	1,343,647	0	31,117	31,117
Transport														
Loan 79 New Grader	WATC	160,941.45	0	0	0	17,183.26	17,183	17,183	143,758.19	143,758	143,758	1,304	6,910	6,910
Economic Services														
Loan 82 Land Lot 168 Binda Place	WATC	185,569.21	0	0	0	72,547.00	72,547	72,547	113,022.21	113,022	113,022	4,095	5,111	5,111
		5,294,972.09	0	700,000	1,400,000	283,303.21	380,786	380,786	5,011,668.88	5,614,186	6,314,186	152,288	232,704	232,704

All debenture repayments, other than self supporting loans, will be financed by general purpose revenue.

SHIRE OF CHITTERING
 NOTES TO THE STATEMENT OF FINANCIAL ACTIVITY
 For the Period Ended 31 March 2026

Note 11: Grants and Contributions

	Grant Provider	Type	Opening	Adopted Budget		YTD	Adopted	Revised	YTD Actual		Unspent	Unspent
			Balance	Operating	Capital	Revised	Annual	Annual	Revenue	(Expended)	(Tied)	(Tied)
			(a)	\$	\$	\$	Budget	Budget		(b)	(a)+(b)	(a)+(b)
									\$	\$	\$	\$
General Purpose Funding												
Grant - FAGS General	WALGGC	Operating	0	781,233	0	611,256	781,233	831,896	623,923	(38,237)	0	0
Grant - FAGS Roads	WALGGC	Operating	0	323,930	0	234,826	323,930	307,688	230,766	(21,408)	0	0
Governance												
Contribution - Other Governance	Various	Operating	0	600	0	450	600	600	9	0	0	0
Law, Order and Public Safety												
Contribution - Fire Prevention	Various	Non-operating	0	0	31,584	0	31,584	40,681	0	0	0	0
Grant - Fire Mitigation Activity Funding (MAF)	Dept Fire & Emergency Service	Operating - Tied	0	213,540	0	0	213,540	213,540	0	0	0	0
Grant - Water Tank	Dept Fire & Emergency Service	Non-operating	0	0	135,000	0	135,000	135,000	0	0	0	0
Grant - Community Resilience Project	Dept Fire & Emergency Service	Operating	0	73,250	0	0	73,250	73,250	0	0	0	0
Grant - ESL BFB Operating Grant	Dept Fire & Emergency Service	Operating - Tied	0	323,387	0	373,000	323,387	441,000	372,109	(369,999)	2,110	2,110
Grant - ESL BFB Capital Grant	Dept Fire & Emergency Service	Non-operating	0	0	250,000	0	250,000	250,000	0	0	0	0
Education & Welfare												
Grant - Seniors Week	COTA WA	Operating - Tied	0	1,000	0	1,000	1,000	1,000	1,000	(3,217)	(2,217)	0
Contribution - Wear Ya Wellies	Various	Operating - Tied	0	40,000	0	0	40,000	40,000	0	(937)	(937)	0
Grant - Thank a Volunteer	Dept Local Govt & Communities	Operating - Tied	0	2,500	0	0	2,500	0	0	(3,589)	(3,589)	0
Grant - Volunteers Day	Volunteering WA	Operating - Tied	0	1,000	0	0	1,000	0	0	(57)	(57)	0
Grant - Youth Events	Various	Operating - Tied	0	5,000	0	0	5,000	3,000	2,000	(2,734)	(734)	0
Grant - International Disabilities Day	Various	Operating - Tied	0	0	0	750	0	750	750	(1,283)	(533)	0
Grant - Streets Alive	Town Team Movement	Operating - Tied	0	0	0	0	0	0	0	(1,283)	(1,283)	0
Recreation and Culture												
Grant - Sussex Bend Reserve	Dept of Primary Indust & Reg	Non-operating	46,801	0	46,801	0	46,801	46,801	0	(2,200)	44,601	44,601
Grant - Mountain Bike Park	BBRF	Non-operating	62,317	0	62,317	62,317	62,317	62,317	0	(116,265)	(53,948)	0
Grant - Lower Chittering Youth & Community Hub	Dept of Primary Indust & Reg	Non-operating	0	0	0	430,000	0	430,000	200,000	(243,416)	(43,416)	0
Grant - Library Trust	State Library	Operating	0	3,500	0	2,619	3,500	3,500	2,273	0	0	0
Transport												
Grant - Regional Road Group - Dewars Pool Road	Regional Road Group	Non-operating	0	0	58,149	14,537	58,149	58,149	0	(58,865)	(58,865)	0
Grant - Regional Road Group - Wells Glover Road	Regional Road Group	Non-operating	0	0	157,001	39,250	157,001	156,001	0	(21,735)	(21,735)	0
Grant - Regional Road Group - North Road	Regional Road Group	Non-operating	0	0	546,952	365,760	546,952	458,044	375,426	(492,254)	(116,828)	0
Grant - Roads to Recovery - Chittering Valley Rd	Roads to Recovery	Non-operating	0	0	391,985	0	391,985	233,201	0	(137,100)	(137,100)	0
Grant - Roads to Recovery - Flat Rocks Rd	Roads to Recovery	Non-operating	0	0	391,985	0	391,985	233,201	0	(12,139)	(12,139)	0
Grant - Black Spot - Blue Plains/Maddern Road	Main Roads WA	Non-operating	0	0	97,384	24,346	97,384	97,384	0	(50,659)	(50,659)	0
Grant - Black Spot - Mooliabeenee Road	Main Roads WA	Non-operating	0	0	197,800	98,900	197,800	118,680	79,120	(193,046)	(113,926)	0
Grant - Black Spot - Muchea South Road	Main Roads WA	Non-operating	0	0	190,634	16,000	190,634	79,545	16,000	(181,283)	(165,283)	0
Grant - WALGCC Bridge 4868 Chittering Valley Road	Regional Road Group	Non-operating	0	0	0	0	0	0	166,304	0	166,304	166,304
Grant - WSN Wheatbelt Secondary Freight Network	Main Roads WA	Non-operating	0	0	61,600	61,600	61,600	61,600	61,600	(33,149)	28,451	28,451
Grant - Rural Road Safety Program - Chittering Road	Main Roads WA	Non-operating	0	0	0	0	0	2,676,000	0	(11,565)	(11,565)	0
Grant - Rural Road Safety Program - Julimar Road	Main Roads WA	Non-operating	0	0	0	0	0	400,000	0	(15,222)	(15,222)	0
Grant - Dual Use Pathway - Santa Gertrudis	Department of Transport	Non-operating	0	0	2,318	2,000	2,318	2,318	1,000	0	1,000	1,000
Grant - Street Lighting	Main Roads WA	Operating	0	5,300	0	2,650	5,300	5,300	0	0	0	0
Grant - Direct Road	Main Roads WA	Operating	0	185,000	0	169,434	185,000	169,434	169,434	0	0	0
Economic Services												
Contribution - Taste of Chittering	Various	Operating - Tied	0	13,100	0	13,100	13,100	13,100	12,854	(16,213)	(3,359)	0
Contribution - Taste of Chittering	Various	Operating - Tied	0	900	0	900	900	900	909	(16,213)	(15,304)	0
Grant - Taste of Chittering	LotteryWest	Operating - Tied	0	20,000	0	23,600	20,000	23,600	23,600	(16,213)	7,387	7,387
Grant - Taste of Chittering	Tourism WA	Operating	0	5,000	0	8,400	5,000	8,400	8,400	(16,213)	0	0
Grant - Chitty Chitty Run Run	Various	Operating - Tied	0	15,000	0	15,000	15,000	15,000	0	(800)	(800)	0
Contribution - Economic Development	Various	Operating - Tied	0	1,000	0	747	1,000	1,000	0	0	0	0
Grant - Economic Development	Various	Operating - Tied	0	5,000	0	0	5,000	5,000	0	0	0	0
TOTALS			109,118	2,019,239	2,621,509	2,574,442	4,640,748	7,698,879	2,349,477	(2,077,295)	(579,646)	249,853
SUMMARY												
Operating	Operating Grants, Subsidies and Contributions		0	1,377,812	0	1,031,635	1,377,812	1,402,068	1,036,805	(75,859)	0	0
Operating - Tied	Tied - Operating Grants, Subsidies and Contributions		0	641,427	0	428,097	641,427	757,890	413,222	(432,540)	(19,317)	9,497
Non-operating	Non-operating Grants, Subsidies and Contributions		109,118	0	2,621,509	1,114,710	2,621,509	5,538,921	899,450	(1,568,896)	(560,328)	240,356
TOTALS			109,118	2,019,239	2,621,509	2,574,442	4,640,748	7,698,879	2,349,477	(2,077,295)	(579,646)	249,853

SHIRE OF CHITTERING
NOTES TO THE STATEMENT OF FINANCIAL ACTIVITY
For the Period Ended 31 March 2026















Note 12: Restricted Cash - Bonds and Deposits and Trust Funds

In previous years, bonds and deposits were held as trust monies. They are still reported in this Note but also included in Restricted Cash - Bonds and Deposits and as a current liability in the books of Council.

Trust funds held at balance date over which the Shire has no control and which are not included in this statement are as follows:

Description	Opening Balance 01 Jul 2025	Amount Received	Amount Paid	Closing Balance 31 Mar 2026
	\$	\$	\$	\$
Restricted Cash - Bonds and Deposits				
Animal Control	306.45	0.00	(306.45)	0.00
Bonds - Community Bus	1,100.00	500.00	(500.00)	1,100.00
Construction Training Fund (CTF)	714.54	0.00	0.00	714.54
Bonds - Crossovers	14,116.49	0.00	0.00	14,116.49
Bonds - Defects Roadworks	114,956.82	0.00	(30,981.87)	83,974.95
Bonds - Developer	476,080.14	183,942.95	(244,075.21)	415,947.88
Bonds - Extractive Industries	105,837.29	3,389.76	0.00	109,227.05
Bonds - Gravel Pit Rehabilitation	54,889.16	0.00	0.00	54,889.16
Bonds - Keys, Hall and Equipment	2,382.75	0.00	0.00	2,382.75
Building Services Levy (BSL)	31,237.11	85,397.16	(84,184.17)	32,450.10
Bonds - Transportable Buildings	0.00	0.00	0.00	0.00
Bonds - Community Housing	0.00	0.00	0.00	0.00
Councillor Nomination Deposits	0.00	500.00	(500.00)	0.00
Unclaimed Monies	1,131.22	1,608.00	(804.00)	1,935.22
Bonds - Senior Housing	0.00	0.00	0.00	0.00
Bonds - Staff Housing	0.00	0.00	0.00	0.00
Sub-Total	802,751.97	275,337.87	(361,351.70)	716,738.14
Trust Funds				
Nil	0.00	0.00	0.00	0.00
Sub-Total	0.00	0.00	0.00	0.00
Total	802,751.97	275,337.87	(361,351.70)	716,738.14

Note 13: Capital Acquisitions

Assets	Account	Balance Sheet Category	Job	YTD Actual			Adopted	Budget			Strategic Reference / Comment
				New/Upgrade	Renewal	Total YTD	Annual Budget	Annual Budget	YTD Budget	YTD Variance	
				\$	\$	\$	\$	\$	\$	\$	
<p> Level of completion indicator, please see table at the end of this note for further detail.</p>											
Buildings											
Law, Order & Public Safety											
 Fire Building (Capital)	4050110	510	BC032	0	(20,302)	(20,302)	(46,584)	(55,681)	(41,760)	21,458	
Total - Law, Order & Public Safety				0	(20,302)	(20,302)	(46,584)	(55,681)	(41,760)	21,458	
Education & Welfare											
 Ferguson House Building (Capital)	4080610	510	BC180	0	(2,826)	(2,826)	(6,200)	(6,200)	(4,644)	1,818	
Total - Education & Welfare				0	(2,826)	(2,826)	(6,200)	(6,200)	(4,644)	1,818	
Housing											
 Unit 1/6194 Great Northern Highway Buildings (Capital)	4090110	510	BC201	0	(8,635)	(8,635)	(9,000)	(8,635)	(6,480)	(2,155)	
Total - Housing				0	(8,635)	(8,635)	(9,000)	(8,635)	(6,480)	(2,155)	
Community Amenities											
 Muchea Landfill Buildings (Capital)	4100110	510	BC241	0	(1,425)	(1,425)	(12,000)	(12,000)	(12,000)	10,575	
 Wannamal Public Conveniences Buildings (Capital)	4100710	510	BC307	0	(6,804)	(6,804)	(6,500)	(6,805)	(5,103)	(1,701)	
Total - Community Amenities				0	(8,229)	(8,229)	(18,500)	(18,805)	(17,103)	8,874	
Recreation And Culture											
 Chinkabee Complex Buildings (Capital)	4110110	510	BC311	0	0	0	(17,000)	(11,600)	(8,703)	8,703	
 Lower Chittering Hall Buildings (Capital)	4110110	510	BC312	0	(6,784)	(6,784)	(6,500)	(5,969)	(5,000)	(1,784)	
 Wannamal Hall Buildings (Capital)	4110110	510	BC314	0	(102,910)	(102,910)	(104,849)	(104,849)	(78,615)	(24,295)	
 Lower Chittering Youth & Community Hub (Capital)	4110110	510	BC316	0	(243,416)	(243,416)	(1,400,000)	(1,330,000)	(997,488)	754,072	
 Sandown Park Modus Ablution Block Building (Capital)	4110110	510	BC339	0	(15,735)	(15,735)	(17,149)	(14,925)	(11,196)	(4,539)	
 Chittering Museum Buildings (Capital)	4110310	510	BC382	0	(2,047)	(2,047)	(6,000)	(2,047)	(1,539)	(508)	
 Muchea Recreaton Centre Redevelopment	4110310	510	BC384	0	(10,222)	(10,222)	(8,999)	(9,924)	(7,443)	(2,779)	
Total - Recreation And Culture				0	(381,114)	(381,114)	(1,560,497)	(1,479,314)	(1,109,984)	728,870	
Transport											
 Depot Buildings (Capital)	4120110	510	BC410	0	(1,324)	(1,324)	(5,000)	(3,000)	(2,250)	926	
Total - Transport				0	(1,324)	(1,324)	(5,000)	(3,000)	(2,250)	926	
Total - Buildings				0	(422,430)	(422,430)	(1,645,781)	(1,571,635)	(1,182,221)	759,791	

Note 13: Capital Acquisitions




Assets	Account	Balance Sheet Category	Job	YTD Actual			Adopted	Budget			Strategic Reference / Comment
				New/Upgrade	Renewal	Total YTD	Annual Budget	Annual Budget	YTD Budget	YTD Variance	
				\$	\$	\$	\$	\$	\$	\$	
Plant , Equip. & Vehicles											
Law, Order And Public Safety											
ESL BFB - Plant & Equipment (Capital)	4050530	530		0	0	0	(250,000)	(250,000)	(187,497)	187,497	
EM - Right of Use Asset (Capital)	4050716	516		0	0	0	(78,086)	(78,086)	(78,086)	78,086	
Total - Law, Order And Public Safety				0	0	0	(328,086)	(328,086)	(265,583)	265,583	
Transport											
CH0 - New Works Vehicle 4x4	4120330	530	PA00	0	(51,688)	(51,688)	(65,000)	(51,688)	(38,763)	(12,925)	
New - Padfoot Roller - Muchea Landfill	4120330	530	PA011	0	(66,424)	(66,424)	(70,000)	(66,424)	(66,424)	0	
New - Grab bucket for Muchea Landfill loader	4120330	530	PA012	0	0	0	(35,000)	0	0	0	
New - Trailer for multiple mowers	4120330	530	PA013	0	0	0	(10,000)	(10,000)	(7,497)	7,497	
New - Trailer for 50KVA Genset	4120330	530	PA014	0	0	0	(5,500)	(5,500)	0	0	
CH11587 PWO Project Officer	4120330	530	PA1158	0	(48,747)	(48,747)	(60,000)	(48,747)	(36,558)	(12,189)	
CH1263 Landfill Vehicle	4120330	530	PA1263	0	(47,982)	(47,982)	(60,000)	(47,982)	(35,991)	(11,991)	
CH6792 New Building Maint Trailer	4120330	530	PA1283	0	0	0	(22,000)	(22,000)	(16,497)	16,497	
Total - Transport				0	(214,841)	(214,841)	(327,500)	(252,341)	(201,730)	(13,111)	
Total - Plant , Equip. & Vehicles				0	(214,841)	(214,841)	(655,586)	(580,427)	(467,313)	252,472	
Roads (Non Town)											
Transport											
Chittering Valley Road (R2R)	4120145	540	R2R007	0	(137,100)	(137,100)	(311,431)	(311,431)	(311,431)	174,332	
Flat Rocks Road (R2R)	4120145	540	R2R011	0	(12,139)	(12,139)	(147,569)	(147,569)	(93,785)	81,646	
Bindoon-Dewars Pool Road (RRG)	4120149	540	RRG003	0	(58,865)	(58,865)	(61,260)	(58,865)	(58,865)	0	
Wells Glover Road Final Seal (RRG)	4120149	540	RRG009	0	(21,735)	(21,735)	(232,502)	(232,502)	(232,502)	210,767	
North Road (Rrg)	4120149	540	RRG012	0	(492,254)	(492,254)	(812,486)	(735,079)	(735,079)	242,825	
Chittering Road (Rural Rd Safety Program)	4120149	540	RRS002	0	(11,565)	(11,565)	0	(2,676,000)	(2,551,000)	2,539,435	New funding acquired, addressed in Budget Review
Julimar Road (Rural Rd Safety Program)	4120149	540	RRS010	0	(15,222)	(15,222)	0	(400,000)	(10,000)	(5,222)	New funding acquired, addressed in Budget Review
Mooliabeenee Road (BS)	4120153	540	RBS001	0	(193,046)	(193,046)	(231,758)	(223,638)	(223,638)	30,592	
Blue Plains/Maddern (BS)	4120153	540	RBS006	0	(50,659)	(50,659)	(57,561)	(12,831)	(12,831)	(37,828)	
Muchea Road South (BS)	4120153	540	RBS036	0	(181,283)	(181,283)	(189,067)	(62,831)	(62,831)	(118,452)	
Total - Transport				0	(1,173,866)	(1,173,866)	(2,043,635)	(4,860,747)	(4,291,962)	3,118,096	
Total - Roads (Non Town)				0	(1,173,866)	(1,173,866)	(2,043,635)	(4,860,747)	(4,291,962)	3,118,096	

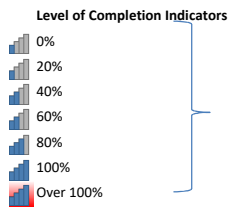
Note 13: Capital Acquisitions

Assets	Account	Balance Sheet Category	Job	YTD Actual			Adopted	Budget			Strategic Reference / Comment
				New/Upgrade	Renewal	Total YTD	Annual Budget	Annual Budget	YTD Budget	YTD Variance	
				\$	\$	\$	\$	\$	\$	\$	
Roads (Town)											
Transport											
Waldeck West Road	4120140	540	RC050	0	(10,436)	(10,436)	(30,000)	(30,000)	(30,000)	19,564	
Forrest Hills Parade	4120141	540	RC103	0	(48,378)	(48,378)	(50,000)	(48,378)	(48,378)	0	
Ghost Gum Ridge	4120141	540	RC188	0	(74,666)	(74,666)	(82,938)	(74,666)	(74,666)	0	
Sugar Gum Drive	4120141	540	RC200	0	(47,025)	(47,025)	(47,478)	(47,025)	(47,025)	0	
Mooliabeenee Road (WSFN)	4120141	540	RFN001	0	(33,149)	(33,149)	(34,938)	(34,938)	(34,938)	1,789	
Total - Transport				0	(213,654)	(213,654)	(245,353)	(235,006)	(235,006)	21,353	0
Total - Roads (Town)				0	(213,654)	(213,654)	(245,353)	(235,006)	(235,006)	21,353	
Parks & Ovals											
Community Amenities											
Cemetery Memorial Gardens Infrastructure Parks (Capital)	4100770	570	PC300	0	0	0	(6,500)	(6,500)	(4,869)	4,869	
Total - Community Amenities				0	0	0	(6,500)	(6,500)	(4,869)	4,869	
Recreation And Culture											
Mountain Bike Park (Capital)	4110370	570	PC361	0	(116,265)	(116,265)	(184,326)	(184,326)	(145,080)	28,815	
Total - Recreation And Culture				0	(116,265)	(116,265)	(184,326)	(184,326)	(145,080)	28,815	
Total - Parks & Ovals				0	(116,265)	(116,265)	(190,826)	(190,826)	(149,949)	33,684	
Infrastructure - Other											
Governance											
Community Notice Boards - Infrastructure Other (Capital)	4040290	590	OC040	0	(8,000)	(8,000)	0	(8,000)	(8,000)	0	Carried over from 23/24, addressed in Budget Review
Total - Governance				0	(8,000)	(8,000)	0	(8,000)	(8,000)	0	
Law, Order & Public Safety											
FIRE - Australia Fire Danger Rating System Signs	4050190	590	OC238	0	0	0	(22,500)	(22,500)	(16,857)	16,857	
Fire - Water Tank Sandown Park - Infrastructure (Capital)	4050190	590	OC501	0	0	0	(197,031)	(197,031)	(147,771)	147,771	
Total - Law, Order & Public Safety				0	0	0	(219,531)	(219,531)	(164,628)	164,628	
Recreation And Culture											
Sussex Bend Reserve Infrastructure Other (Capital)	4110390	590	OC306	0	(2,200)	(2,200)	(32,069)	(32,069)	(24,048)	21,848	
Mountain Bike Park Infrastructure Other (Capital)	4110390	590	OC361	0	(47,532)	(47,532)	(106,584)	(106,584)	(79,938)	32,406	
Muchea Recreation Centre Infrastructure Other (Capital)	4110390	590	OC384	0	0	0	(59,000)	(59,000)	0	0	
Total - Recreation And Culture				0	(49,732)	(49,732)	(197,653)	(197,653)	(103,986)	54,254	

SHIRE OF CHITTERING
 NOTES TO THE STATEMENT OF FINANCIAL ACTIVITY
 FOR THE PERIOD ENDED 31 MARCH 2026

Note 13: Capital Acquisitions

Assets	Account	Balance Sheet Category	Job	YTD Actual			Adopted	Budget			Strategic Reference / Comment
				New/Upgrade	Renewal	Total YTD	Annual Budget	Annual Budget	YTD Budget	YTD Variance	
				\$	\$	\$	\$	\$	\$	\$	
Transport											
 Bridle Trails	4120190	590	WT014	0	(27)	(27)	(25,000)	(25,000)	0	(27)	
Total - Transport				0	(27)	(27)	(25,000)	(25,000)	0	(27)	
 Total - Infrastructure - Other				0	(57,759)	(57,759)	(442,184)	(450,184)	(276,614)	218,855	
 Capital Expenditure Total				0	(2,198,815)	(2,198,815)	(5,223,364)	(7,888,825)	(6,603,066)	4,404,251	



Percentage YTD Actual to Annual Budget
 Expenditure over budget highlighted in red.

Summary by Balance Sheet Category

Buildings	510	0	(422,430)	(422,430)	(1,645,781)	(1,571,635)	(1,182,221)	759,791
Right of Use Assets	516	0	0	0	(78,086)	(78,086)	(78,086)	78,086
Plant & Equipment	530	0	(214,841)	(214,841)	(577,500)	(502,341)	(389,227)	174,386
Infrastructure Roads	540	0	(1,387,520)	(1,387,520)	(2,288,988)	(5,095,753)	(4,526,968)	3,139,448
Infrastructure Parks & Ovals	570	0	(116,265)	(116,265)	(190,826)	(190,826)	(149,949)	33,684
Infrastructure Other	590	0	(57,759)	(57,759)	(442,184)	(450,184)	(276,614)	218,855
		0	(2,198,815)	(2,198,815)	(5,223,364)	(7,888,825)	(6,603,066)	4,404,251

SHIRE OF CHITTERING
 NOTES TO THE STATEMENT OF FINANCIAL ACTIVITY
 For the Period Ended 31 March 2026

Note 14: Lease Liabilities

(a) Lease Repayments

Particulars/Purpose	01 Jul 2025	New Leases			Principal Repayments			Principal Outstanding			Interest Repayments			
		YTD Actual	Amended Budget	Adopted Budget	Actual YTD	Amended Budget	Adopted Budget	Actual	Amended Budget	Adopted Budget	Actual	Amended Budget	Adopted Budget	
		\$	\$	\$	\$	\$	\$	\$	\$	\$	\$	\$	\$	
Law, Order and Public Safety														
Right of Use Asset - CESM Vehicle	FleetPartners	0	78,086	78,086	0.00	23,733	23,733	0.00	54,353	54,353	0	2,295	2,295	
		0.00	0	78,086	78,086	0.00	23,733	23,733	0.00	54,353	54,353	0	2,295	2,295

All lease repayments, will be financed by general purpose revenue.



DISABILITY ACCESS AND INCLUSION PLAN

2026-2030



Acknowledgement of Country

The Shire of Chittering wishes to acknowledge the traditional custodians of the land within the Shire of Chittering, the Yued and Whadjuk peoples.

We would like to pay respect to the Elders of the Nyoongar nation, past and present, who have walked and cared for the land.

We acknowledge and respect their continuing culture, and the contributions made to this region.

Table of Contents

Background	4
The Shire of Chittering.....	4
Functions, Facilities and Services.....	5
People with a Disability in the Shire of Chittering	6
Planning for Better Access	8
Access and Inclusion Statement.....	9
Development of the Disability Access and Inclusion Plan	10
Responsibility for the Planning Process	10
Community Consultation Process	10
Responsibility for Implementing the DAIP	11
Review and Evaluation Mechanisms.....	12
Reporting on the DAIP.....	12
What we achieved from the DAIP from 2023-2026	13
Our Plan for the DAIP 2026-2030	15

Accessing our Disability Access and Inclusion Plan

The plan is accessible on our Shire's website www.chittering.wa.gov.au. Hard-copies are available at our Administration Office and Library located at 6177 Great Northern Highway, Bindoon, WA 6502.

Alternative formats

This report is available in alternative formats and languages upon request. Please contact the Shire at 08 9576 4600 or email us at chatter@chittering.wa.gov.au for any of the above-mentioned requests.

For non-English speakers, please contact us through the National Translating and Interpreting Service (TIS) at 13 14 50.

For hearing impaired and deaf people contact us through the National Relay Service at 1300 555 727.

Feedback and Questions

We are confident that this report will provide you with detailed information about the broad range of services our Shire provides to the community and to various other stakeholders. Please email us at: chatter@chittering.wa.gov.au to provide any feedback or if you require any further information.

Background

The Shire of Chittering

The Shire of Chittering's boundary is approximately 55 km north of the Perth CBD, with the Shire's Administration Office located in Bindoon (approximately 83 kilometres from the Perth CBD). The Shire of Chittering is located in the Wheatbelt region and covers an area of approximately 1,220 square kilometres. There are currently 2,413 dwellings and 6,753 residents within the Local Government area, with the population forecast to increase by approximately 12.2% to around 7,576 residents by 2046.

According to the 2021 Census, 275 people (4.6% of the population) in the Shire of Chittering reported needing assistance in their day-to-day lives due to disability. This represents a 1.2% increase since 2016 and is consistent with trends seen across regional Western Australia.

There are three gazetted townships in Chittering: Bindoon (where the Shire offices and main shopping area are located), Muchea to the south of Bindoon, and Wannamal to the north. Three localities are scattered south of Bindoon, being Lower Chittering, Chittering and Upper Chittering, while the locality of Mooliabeenee is located just north of Bindoon.

Chittering offers a range of recreational, leisure and community facilities which complement the natural beauty of the area and contribute to the infrastructure required to meet the needs and expectations of people who choose to live and work within the Shire of Chittering.



Functions, Facilities and Services

Both in-house and contracted, provided by the Shire of Chittering.

The Shire of Chittering is responsible for a range of functions, facilities and services including:

Services To Property

Construction and maintenance of Shire-owned buildings, roads, footpaths; drainage, land and development; waste collection and disposal; litter control and street cleaning; planting and caring for street trees; numbering of buildings and lots; street lighting; and bush fire control.

Services To The Community

Provision and maintenance of playing areas, parks, gardens, reserves and facilities for sporting and community groups; management of recreation centres, public library and information services and community events.

Regulatory Services

Planning of road systems, sub-divisions and town planning schemes; building approvals for construction, additions or alterations to buildings; environmental health services and ranger services, including animal control and the development, maintenance and control of parking.

General Administration

The provision of general information to the public and the lodging of complaints and payment of fees including rates, dog and cat licenses.

Processes Of Government

Ordinary and special Council and committee meetings; electors' meetings and election of Council Members; community consultations



People with a Disability in the Shire of Chittering

A disability, as explained by the WA Government’s Office of Disability, which sits within Department of Communities, is any continuing condition that restricts everyday activities. Disabilities can affect a person’s capacity to communicate, interact with others, learn and get from place to place independently. Disability is usually permanent but may be episodic.

Disabilities can be:

Sensory - Affecting vision and / or hearing

Neurological - Affecting a person’s ability to control their movements, for example, cerebral palsy

Physical - Affecting mobility and/or a person’s ability to use their upper or lower body

Intellectual - Affecting a person’s judgement, ability to learn and communicate

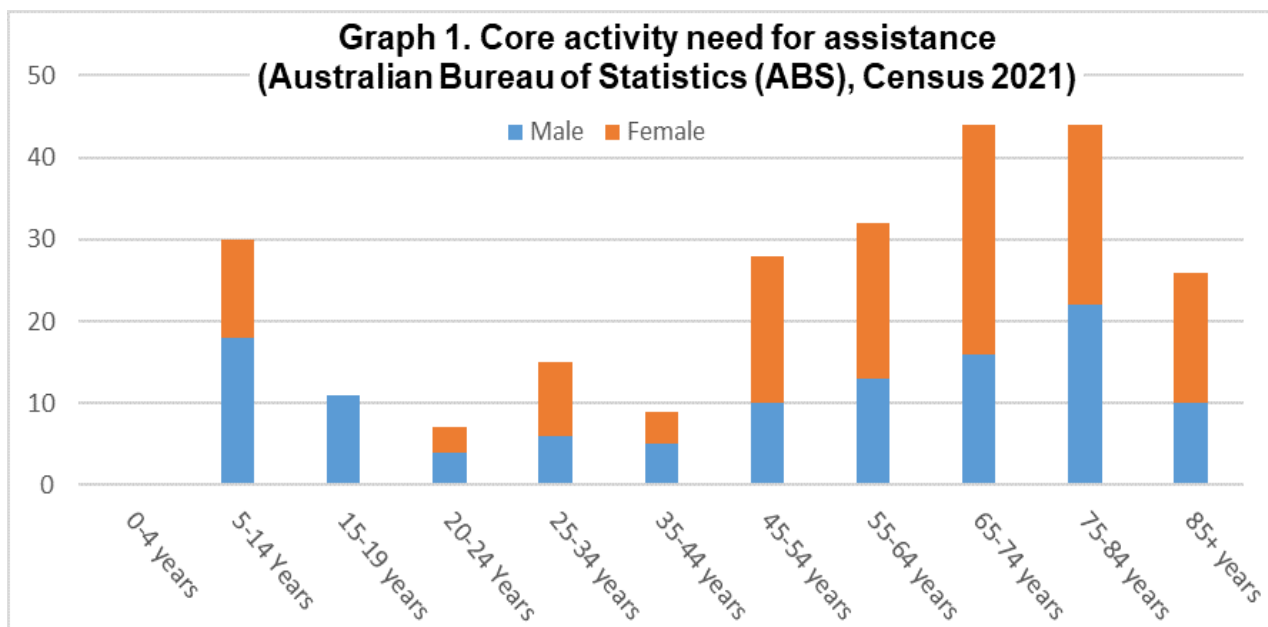
Cognitive - Affecting a person’s thought processes, personality and memory resulting, for example, from an injury to the brain

Psychiatric - Affecting a person’s emotions, thought processes and behaviour, for example, schizophrenia and manic depression

According to the Australian bureau of statistics, in 2018 there were 1107 people in the Shire of Chittering’s population were living with have a disability. Persons with a profound or severe core activity limitation represented 4.2% and persons with a moderate of mild core activity limitation were 10.9%.¹

Referring to the ABS 2021 Census from this point onwards, there are approximately 275 people (or 4.64% of the Chittering population) requiring assistance, which represents an increase from 3.5% in 2016 and 2.5% in 2011.

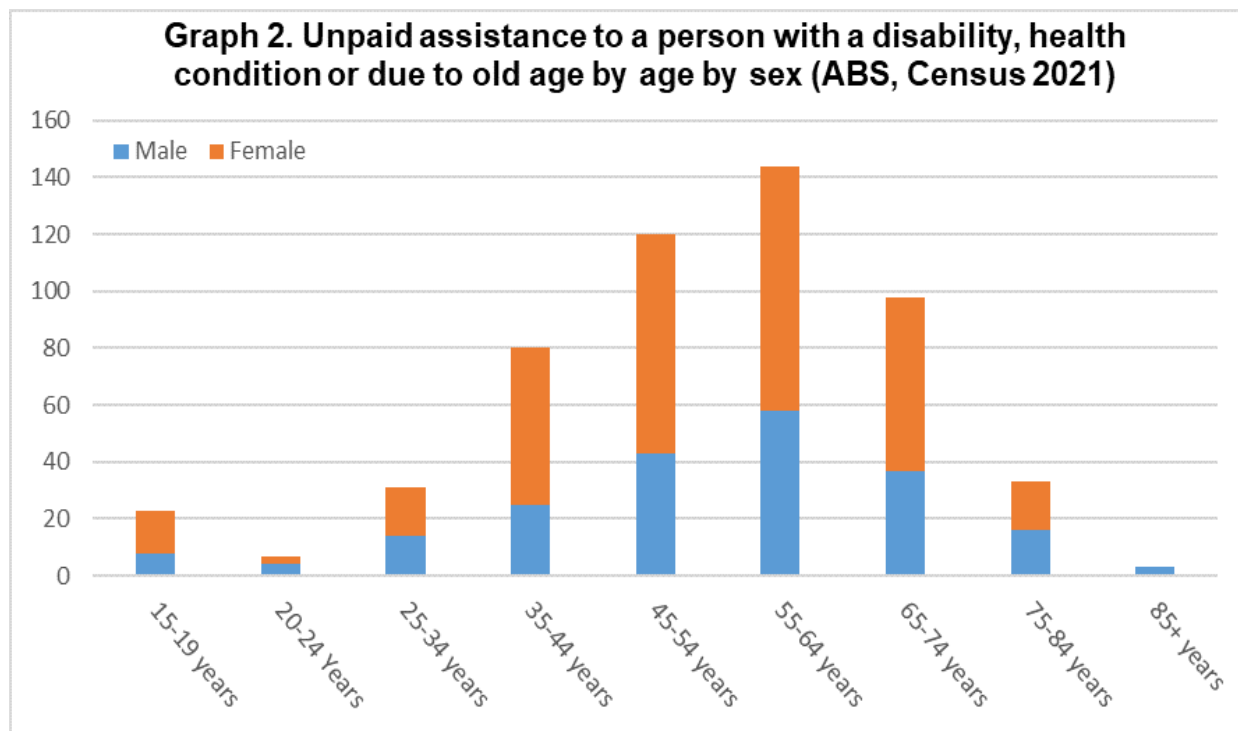
Graph 1 demonstrates that the age group with the greatest core need for assistance is 65 to 84 years.²



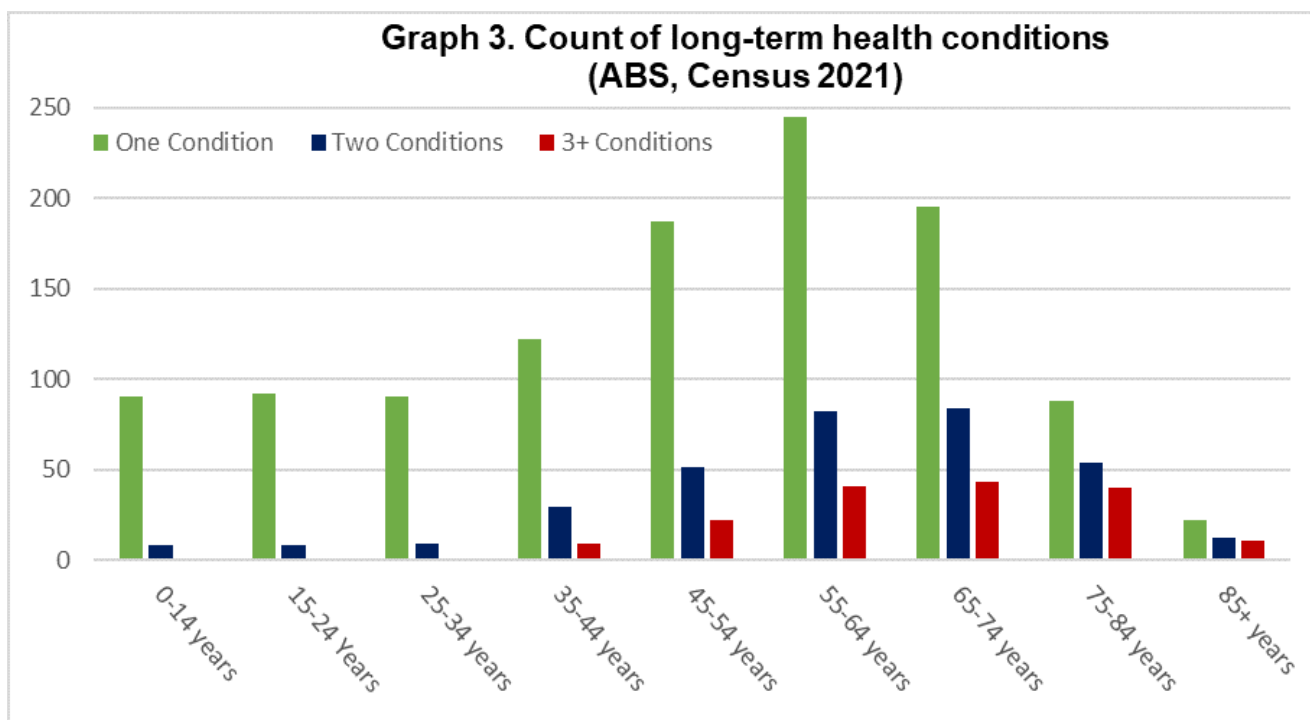
¹ (Australian Bureau of Statistics, 2018, Region Summary: Chittering – Health and Disability, <https://dbr.abs.gov.au/region.html?lyr=sa2&rgn=509021236>, accessed 23 January 2023).

² (Australian Bureau of Statistics, 2021, Chittering – General Community Profile, <https://www.abs.gov.au/census/find-census-data/community-profiles/2021/LGA51680>, January 2023)

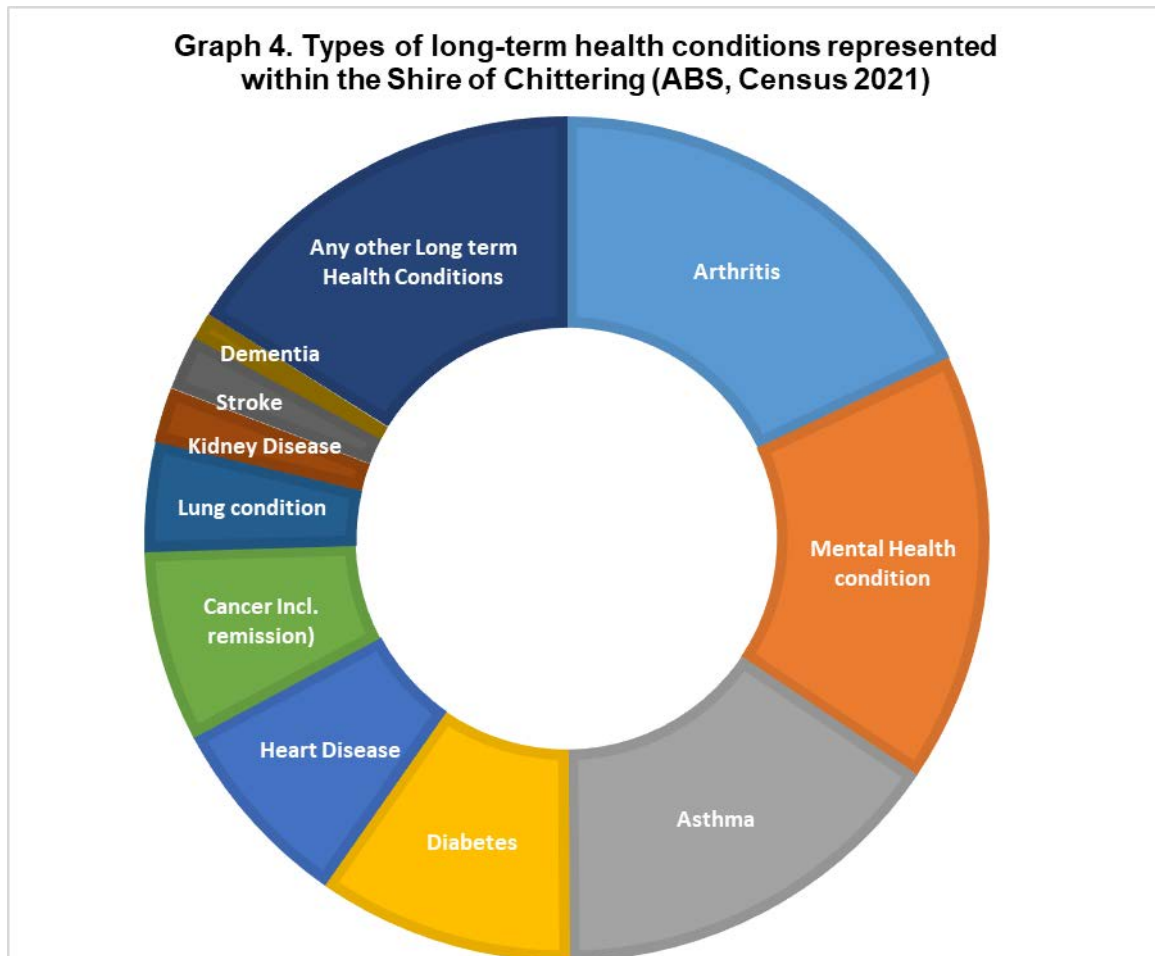
Graph 2 provides an overview of unpaid carers who reside within the Shire and provide ‘assistance to a person with a disability, health condition or due to old age’. Of the 539 people who represent 9.09% of the Shire’s population, 38.59% were male and 61.41% were female.



Graph 3 provides an overview of the people impacted by a long term health condition with 19.073% impacted with one condition, 5.68% with two conditions and 2.8% with three or more. The number of conditions in an individual are congruent with the older the age group, noting that long-term health conditions can ‘restrict everyday activities.’ Overall, the Shire’s population is represented by 41.8% of people with one or more long-term health conditions.



Graph 4 illustrates that the two main long term health conditions where people required assistance with core activities are arthritis (8.6%) and mental health condition (7.9%).



Planning for Better Access

The Western Australia Disability Services Act (1993) requires all Local Governments to develop and implement a Disability Access and Inclusion Plan (DAIP) to ensure that people with disability have equal access to its facilities and services.

Other legislation underpinning access and inclusion includes the Western Australia Equal Opportunity Act (1984) and the Commonwealth Disability Discrimination Act 1992 (DDA), both of which make discrimination on the basis of a person's disability unlawful.

The Shire of Chittering is committed to facilitating the inclusion of people with disability through the improvement of access to its information facilities and services. Towards this goal the Shire adopted its first Disability Service Plan (DSP) in 1995 to address the access barriers within the community. The current plan supersedes the most recent DAIP being for the period 2023 - 2026.

Some of the key outcomes include upgrades and access improvements to facilities, providing varied mechanisms for engaging and communicating to people; and connection of vulnerable people during emergencies.

Access and Inclusion Statement

The Shire of Chittering is committed to ensuring that the community is accessible for, and inclusive of, people with disability, their families and carers.

The Shire of Chittering interprets an accessible and inclusive community as one in which all Council functions, facilities and services (both in-house and contracted) are open, available and accessible to people with disability, providing them with the same opportunities, rights and responsibilities as other people in the community.

The Shire of Chittering:

- Recognises that people with disability are valued members of the community;
- Believes that a community that recognises its diversity and supports the participation and inclusion of all of its members makes for a richer community life;
- Believes that people with disability, their families and carers should be supported to remain in the community;
- Is committed to consulting with people with disability, their families and carers and disability organisations in addressing barriers to access and inclusion;
- Will ensure its agents and contractors work towards the desired outcomes in the DAIP;
- Is committed to supporting local community groups and businesses to provide access and inclusion of people with disability; and
- Is committed to achieving the seven desired outcomes of its DAIP.

Desired Outcomes	Description
Events and Services	People with disability have the same opportunities as other people to access the services of, and any events organised by, the Shire of Chittering.
Buildings and Facilities	People with disability have the same opportunities as other people to access buildings and other facilities.
Information	People with disability receive communications in a format that enables them to access information as readily as other people.
Service Quality	People with disability receive the same level and quality of services as other people.
Complaints	People with disability have the same opportunities as other people to make complaints.
Consultation	People with disability have the same opportunities as other people to participate in any public consultation.
Employment	People with disability have the same opportunities as other people to obtain and maintain employment.

The Shire of Chittering is also committed to a realistic and achievable DAIP and actions while factoring in the Shire's resourcing, capacity constraints and competing priorities. This does not mean that the various needs raised/identified are not important but rather that the Shire works towards realistic goals that are meaningful and make an impact.

Development of the Disability Access and Inclusion Plan

Responsibility for the Planning Process

The Shire's Community Facilities Officer has responsibility to oversee the development, implementation, review, and evaluation of the DAIP plan. These steps are supported by a project team made up of representatives from the each of the Services Areas including Office of the CEO (Economic and Community Development; Communications); Corporate Services (Library); Development Services (Planning) and Technical Services (Building).

The final plan is endorsed by Council and it is the responsibility of all officers to implement the relevant actions.

Community Consultation Process

In February 2026, the Shire undertook to review its Disability Access and Inclusion Plan (DAIP) engaging stakeholders and drafting a new DAIP to guide further improvements to access and inclusion.

The process included:

- Examination of the initial DSP and subsequent progress reports to see what has been achieved and what still needs work;
- Consultation with key staff; and
- Consultation with the community.

The Disability Services Act Regulations (2004) set out the minimum consultation requirements for public authorities in relation to Disability Access and Inclusion Plans (DAIPs). Local Governments must call for submissions (either general or specific) by notice in a newspaper circulating in the Local Government area and on any website maintained by or on behalf of the Local Government. Other mechanisms may also be used.

The following consultation methods were used:

A community consultation period was held from February to March 2026 to gather both feedback on the previous Disability Access and Inclusion Plan 2023-2026, and input to inform the development of the new DAIP.

The community was advised that the Shire was seeking their views to help identify existing barriers to access and inclusion for people with disability and their families, and to guide improvements in the new plan.

Promotion of the consultation included:

- Northern Valley News – March 2026 edition
- Facebook event promoted throughout February and March 2026
- Shire website in February 2026

Direct outreach by the Community Development team to local community groups in February 2026

- Community and stakeholders were invited to a morning tea on the 10th of March to provide input to the 2026-2030 DAIP review

Findings of the Consultation

The external consultation would suggest that the DAIP 2023-2026 objectives have been achieved in most part.

Access Overview

From those that provided feedback, the Shire of Chittering was deemed to be adequately accommodating disability access and inclusion with regards to community/public events and shire buildings.

Comments in regard to recreational facilities, pathways and car parks were mostly positive including pathways that were not impeded by signage or trees and that there was a wide access entry into local businesses.

There were also some suggestions for improvement.

- Concerns were raised about pedestrian and vehicle movement through crowded events, which may reduce the sense of safety for people with mobility challenges, and those requiring additional support. It was also highlighted that events should incorporate considerations for the specialised needs of people with autism or other sensory processing disorders, to ensure their full inclusion and comfort.
- Requirement for accessible parking for people with a mobility or other health issue that are not eligible for ACROD parking in major public parking areas.
- Improving access to therapy support services within the Shire of Chittering such as speech or occupational therapist, psychologists etc.

Strategy and Implementation Response

The internal project team acknowledged additional areas that may require improvement or which could be identified and prioritised through a deliberate and informed assessment (prioritisation denoting both non-discretionary and discretionary requirements). This would build on consultation findings and ensure that the Shire of Chittering has a forward plan (based on the assessment outcomes) which is realistic, achievable and provides deliverables that have an annual focus for accountable delivery. This forward plan would be integrated into the Capital Works and Asset Management Plan and other Integrated Planning and Reporting documents.

Further to this, the DAIP Implementation Plan will provide the specific actions over four years which will provide measures (evidence) for progress reporting and where applicable, evaluation for continuous improvement. The determination of these measures has been informed through engagement with the employees responsible for their implementation.

Responsibility for Implementing the DAIP

Implementation of the DAIP is the responsibility of all areas of the Shire. The Western Australian Disability Services Act (1993) requires all public authorities to take all practical measures to ensure that the DAIP is implemented by its officers, employees, agents and contractors.

Communicating the Plan to Staff and People with Disability

As per the requirement of the Western Australian Disability Services Act (1993), Disability Access and Inclusion Plans are public documents and must be made available on request:

- In electronic or audio format or as a hard copy, including large print;
- On the Shire's website; and
- Promoted in the local press.

The following strategies will be undertaken to ensure clear communication of the DAIP to the community and Shire staff and others:

- Promotions via social media, the Shire's website and displayed material at the Administration Office and Library, will inform the community that copies of the DAIP are available upon request. Copies can also be requested in alternative formats or channels such as a hard copy in standard and large print and/or electronic format by email.
- As the DAIP is amended, Shire staff and the community will be advised of the availability of updated plans, using the above methods.
- A copy of the DAIP be made available to employees via the internal Intranet portal.

Shire contractors and agents who deliver a public service on behalf of the Shire of Chittering will be provided access to the DAIP 2026-2030 and are to factor in applicable and/or potential requirements with any tender processes.

Review and Evaluation Mechanisms

The Western Australian Disability Services Act (1993) requires that DAIPs be reviewed at least every four years and ideally will be reviewed in conjunction with the major Strategic Community Plan. Whenever the DAIP is amended, a copy of the amended plan must be lodged with the Disability Services Commission. The Implementation Plan can be updated more frequently if desired.

Monitoring and Reviewing

The Community Facilities Officer will be responsible for the development of the DAIP annual progress report (with responsible officers input) which will be provided to Executive Management and Council. Any recommended amendments will be considered and changed in the Implementation Plan respectively.

The Shire's DAIP will next be reviewed and submitted to the Office of Disability in 2030.

Evaluation

- An evaluation will occur as part of the four-yearly review of the Disability Access and Inclusion Plan.
- The community and Shire representatives will be consulted as per the endorsed consultation strategies, as part of any evaluation.

Reporting on the DAIP

The Western Australian Disability Services Act (1993) requires the Shire to report on the implementation of its DAIP in its annual report outlining:

- Progress towards the desired outcomes of its DAIP;
- Progress of its agents and contractors towards meeting the seven desired outcomes; and
- The strategies used to inform agents and contractors of its DAIP.

The Shire is also required to report on progress in the prescribed format to the Office of Disability by 31 July each year



What we achieved from the DAIP from 2023-2026

Outcome 1: People with disability have the same opportunities as other people to access the services of, and any events organised, by the Shire of Chittering.

- **1.1** Regular Annual Disability Access and Inclusion (DAI) assessments ensure Shire owned and managed facilities, assets, and public spaces are accessible and continuously improved.
- **1.2** External event organisers have access to, and are encouraged to use, the Accessible Events Checklist available on the website to ensure all events held on Shire land are inclusive and accessible to people with disability. The Shire staff are informed of the 'Accessible Events Checklist' for Shire, public, community and stakeholder events. All staff are to complete the Accessible Events Checklist and add to Event Coordination records e.g. Taste of Chittering.
- **1.3** DAIP strategies and actions are integrated into broader Shire plans, strategies, and operational processes to ensure accessibility and inclusion are considered across all areas of service delivery. The Shire staff are informed of the 'Accessible Events Checklist' for Shire public, community and stakeholder events. All staff are to complete the Accessible Events Checklist and add to Event Coordination records e.g. Taste of Chittering. The Shire informs and encourages event applicants (external parties/organisations) to complete an 'Accessible Events Checklist' by making it available via the Shire's website.

Outcome 2: People with disability have the same opportunities as other people to access the buildings and other facilities of the Shire of Chittering.

- **2.1** All Shire-owned and managed buildings and facilities—including the Landfill and Volunteer Fire Brigade facilities—are inspected annually to ensure they meet minimum accessibility standards and identify areas for improvement.
- **2.2** The Shire ensures that all new or redevelopment works incorporate accessible design features wherever practicable, ensuring long-term accessibility across the Shire's
- **2.3** ACROD parking bays across Shire facilities meet the needs of people with disability in both quantity and location. Recent upgrades at Sandown Park and Lower Chittering Hall are complete, with additional sites scheduled through the Shire's 10-year maintenance plan.
- **2.5** Recreational areas are inspected annually to ensure accessibility. Identified modifications are recorded and incorporated into the Shire's 10-year maintenance plan to support continuous improvement.

Outcome 3: People with disability receive information from the Shire of Chittering in a format that will enable them to access the information as readily as other people are able to access it.

- **3.1** The community is informed that Shire information can be provided in alternative formats upon request. Additional accessible formats will be introduced as part of the Shire's planned improvements in 2026–2027. The website currently offers read aloud option by clicking the A from your browser menu or pressing Ctrl+Shift+U. Contrast options and Font sizes are available at the top of the websites page.

Outcome 4: People with disability receive the same level and quality of service from the employees of the Shire of Chittering as other people receive.

- **4.1** Management, Council members, and employees participate in annual Disability Access and Inclusion (DAI) awareness training to ensure staff have the knowledge and skills to provide inclusive, equitable, and respectful service to people with disability.
- **4.2** The Shire promotes greater community understanding of disability and access issues through awareness initiatives, including hosting the first International Day for Persons with Disabilities event in 2025. Attendees from this event have formed the basis of a new disability consultation working group to support ongoing community engagement.

Outcome 5: People with disability have the same opportunities as other people to make complaints to the Shire of Chittering.

- **5.1** Staff and community members are supported with clear information about Disability Access and Inclusion (DAI) complaint processes, including the availability of alternative formats. The Shire's complaint handling policy and procedures have been updated to allow complaints to be made in multiple ways—such as by phone—and information about these options is available on the Shire's website.

Outcome 6: People with disability have the same opportunities as other people to participate in any public consultation by the Shire of Chittering.

- **6.1** People with disability are actively consulted during the development, review, and implementation of the DAIP and other significant Shire planning processes. An Easy Read Disability and Inclusion Toolkit is available on the Shire's website and at the front desk to support accessible engagement. The current DAIP review has included consultation with the Disability Consultation Group to ensure lived experience informs decision-making
- **6.2** People with disability are supported to participate in Shire consultation processes through clear communication and targeted engagement. The Shire has commenced forming a Disability Working Group from attendees of the International Day of Persons with Disabilities event, ensuring individuals with lived experience are informed of, and invited to contribute to, ongoing public consultation opportunities
- **6.3** The Shire has conducted a DAIP review in conjunction with major review of council Plan formerly known as the Strategic Community Plan.

Outcome 7: People with disability have the same opportunities as other people to obtain and maintain employment with a public authority.

- **7.1** Employees are supported through annual reminders to update their Employee Medical Information, including any changes to disability status or support needs. This ensures the Shire can provide appropriate workplace adjustments and maintain a safe, inclusive working environment.
- **7.2** The Shire's recruitment information—available on the website and within Position Information Packages—is reviewed and updated annually to ensure accessibility.

Our Plan for the DAIP 2026-2030

The Implementation Plan details the task, time lines and responsibilities for each broad strategy to be implemented in 2026-2030 to progress the strategies of the DAIP.

It is intended that the Implementation Plan will be reported on annually with consideration to update progress the achievement of all the strategies over the duration of the four year plan.

Outcome 1: Accessible Services and Events

People with disability have the same opportunities as others to access Shire services and events.

Action (2026–2030)	Timeframe	Responsibility	Performance Measures
Where possible, provide sensory-friendly options at major events (quiet zones, low-stimulus sessions at major events).	2026-2030	Economic and Community Development Officers, Environmental Health Officer	Sensory supports available; community feedback
Where provided, quiet zone areas are identified on the event map and event application.	2026-2030	Economic and Community Development Officers, Environmental Health Officer	Sensory supports available; community feedback
Ensure there is priority seating for the viewing and participation of activities for persons with disabilities at major events.	2026-2030	Economic and Community Development Officers, Environmental Health Officer	Seating provided; Community feedback
Ensure all Shire services offer alternative access options (phone, online, in-person, assisted-person, assisted).	2026-2027	All Departments	A range of access options are available.
Provide inclusive event management training for Shire event staff and volunteers, and local community groups around disability awareness.	2026-2028	Economic and Community Development Officers, Environmental Health Officer	Training completion rates

Outcome 2: Accessible Buildings and Facilities

People with disability have the same opportunities as others to access Shire buildings and facilities.

Action (2026–2030)	Timeframe	Responsibility	Performance Measures
Conduct a comprehensive accessibility audit of all Shire buildings, parks, playgrounds, and public spaces.	2026-2030	Infrastructure; Community Facilities Officer	Audit completed; priority list established
Increase accessible and mobility priority-parking in key public areas	2026-2030	Infrastructure, Parks; Community Development	Number of bays added; compliance with standards
Consider and include where possible, improved accessibility of outdoor spaces (inclusive play equipment, accessible paths, shaded rest area) when redeveloping or constructing new play spaces.	2026-2028	Infrastructure, Parks; Economic and Community Development	Upgrades completed; user feedback
Inform applicants of the requirement for, and the benefit flowing from, the provision of accessible venues during the development application process.	2026-2027	Development Services and Communications	Checklist completed and added to the website.

Outcome 3: Accessible Information

People with disability receive information in a format that enables equal access.

Action (2026–2030)	Timeframe	Responsibility	Performance Measures
Provide information in alternative formats (large print, audio, easy-read, accessible PDF), website to have link to access convert text to Auslan and NRS.	2026-2029	Communications; Customer Service; Economic and Community Development	Requests fulfilled; community feedback
Upgrade website to meet WCAG 2.1 AA standards.	2026-2028	Communications	Website audit completed; compliance achieved
Produce easy-read versions of key documents.	2026-2030	Communications, Library	Number of easy-read documents
Train staff in accessible communication and plain language-writing.	2026-2028	HR; Communications,; Economic and Community Development	Training completion rates

Outcome 4: Equal Service Quality

People with disability receive the same level and quality service as others.

Action (2026–2030)	Timeframe	Responsibility	Performance Measures
Deliver bi-annual disability awareness and inclusive customer service training. Provide role-specific training for front-line staff.	2026-2030	HR; All Departments	Training completion rates
Ensure staff can assist people to access interpreters or alternative formats by providing the appropriate contact details, such as links or phone numbers for relevant services.	2026-2030	HR; Relevant Managers, Economic and Community Development	Number of supported interactions
Provide information in alternative formats (large print, audio, easy-read, accessible PDF), website to have link to access covert text to Auslan and NRS.	2026-2030	Communications, All Departments	Number of supported interactions

Outcome 5: Accessible Complaints Processes

People with disability have equal opportunity to make complaints.

Action (2026–2030)	Timeframe	Responsibility	Performance Measures
The Shire will provide multiple accessible options for lodging complaints—including online, by phone, in person, Easy Read formats, and assisted lodgement. A comprehensive complaints-handling policy and procedure will be implemented to support this process	2026-2027	Governance; Customer Service	Range of options available
Ensure that the complaints webpage and all associated forms comply with current accessibility standards.	2026-2028	Communications	Accessibility audit results
Provide staff training to ensure they can effectively support people with disability throughout the complaint-lodgement process.	2026-2030	HR; Customer Service	Training completion
Actively promote accessible complaint pathways across all Shire communication platforms to ensure community members are aware of inclusive and accessible options for lodging complaints.	2026-2027	Communications	Community awareness
Track accessibility-related complaints to identify patterns and systemic issues.	2026-2030	Governance	Trends reported annually

Outcome 6: Accessible Public Consultation

People with disability can participate fully in public consultation.

Action (2026–2030)	Timeframe	Responsibility	Performance Measures
Where possible ensure all consultation venues are fully accessible, including the provision of quiet spaces, step-free access, and designated accessible parking to support inclusive community participation.	2026-2030	Infrastructure; Economic and Community Development	Venue compliance
Investigate partnering with disability organisations to reach under-represented groups	2026-2030	Economic and Community Development	Partnerships established
Provide extended consultation periods to ensure community members, including those who may need additional time or support, can participate meaningfully in the engagement process.	2026-2030	All Departments	Consultation timelines reflect accessibility needs
Develop and maintain a disability consultation contact list and hold quarterly catch-ups to support ongoing engagement with people with disability and representative community groups.	2026-2030	Community Development and Library	Monitor both the number of contacts and the diversity of participant representation
Provide an Easy Read toolkit for the complaints process, available on the Shire's website and as a hard copy resource at the front desk.	2026-2030	Community Development and Library	Materials

Outcome 7: Equal Employment Opportunities

People with disability have equal opportunity to obtain and maintain employment.

Action (2026–2030)	Timeframe	Responsibility	Performance Measures
Review recruitment processes to identify and remove accessibility barriers.	2026-2027	Human Resources, communications	Recruitment process updated
Ensure all job advertisements clearly communicate the availability of reasonable adjustments throughout the recruitment process, supporting equitable access for applicants with disability.	2026-2028	Human Resources, communications	Inclusion statements in all ads
Provide accessible interview options to ensure applicants with disability can participate equitably in the recruitment process.	2026-2030	HR; Hiring Managers	Adjustments provided
Provide training for hiring managers on inclusive recruitment practices and unconscious bias to ensure fair, equitable, and accessible hiring processes.	2026-2028	HR; ICT; Infrastructure	Training completion
Improve workplace accessibility by ensuring adaptive equipment, accessible digital systems, and flexible work arrangements are available to support employees.	2026-2030	HR; Economic and Community Development	Adjustments provided
Promote inclusive employment across the Shire and local businesses by sharing best-practice guidance on disability and employment, including adding the JobAccess Employment Toolkit.	2026-2030	Communications	Number of placements



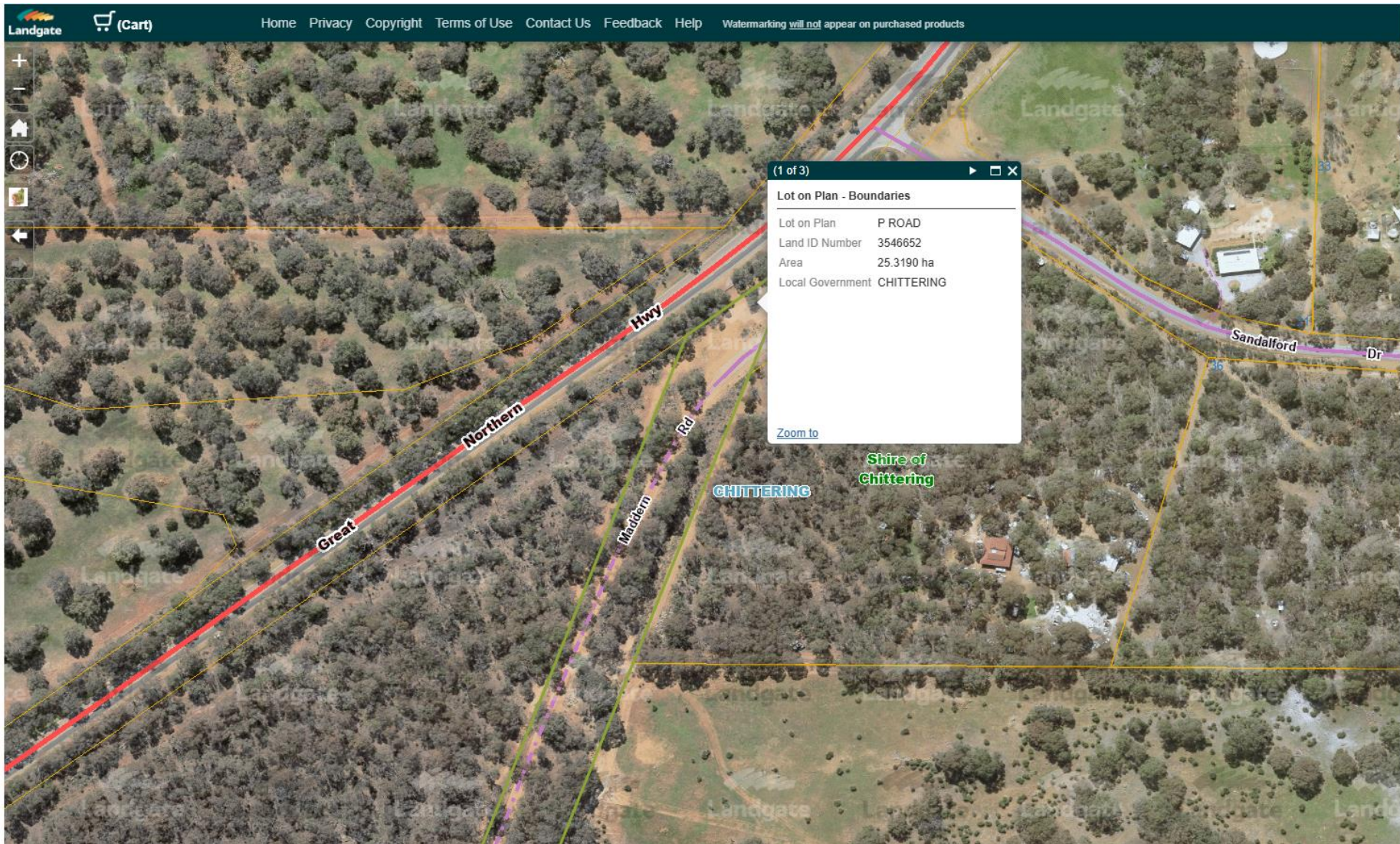
**6177 Great Northern Highway,
Bindoon WA 6502**

08 9576 4600

chatter@chittering.wa.gov.au

www.chittering.wa.gov.au

Attachment 1 – Site Location Plan – Proposed Water Tank





Attachment 2 – Existing Tank Condition Photographs

