

SHIRE OF CHITTERING

**Population and dwelling
forecasts to 2046**



SHIRE OF CHITTERING - NOW AND IN THE FUTURE

IN 2025



6,425



2,540



45 YEARS



<15 years

18%



>69 years

12%

IN 2046



7,576



3,175



48 YEARS



<15 years

17%



>69 years

18%

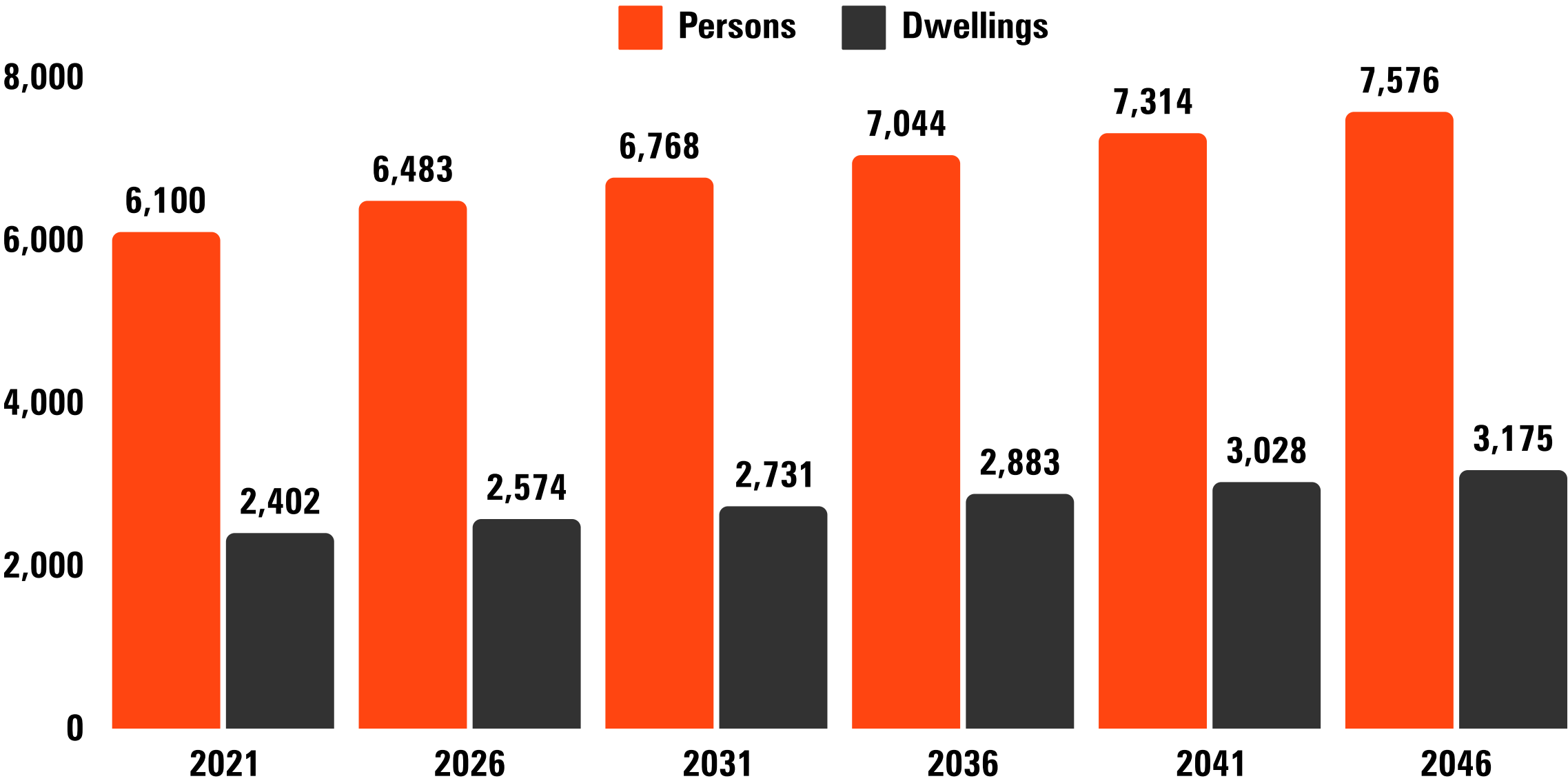
Source: Small Area Forecasts produced by .id, 2024



CHITTERING IS FORECAST TO INCREASE BY 1,476 RESIDENTS BETWEEN 2021 AND 2046

- The Shire of Chittering is forecast to reach a population of 7,576 residents by 2046 (+ 1,476).
- The number of dwellings is forecast to be 3,175 (+ 773).
- The dwelling occupancy rate in 2021 was around 91% and is forecast to be 87% by 2046. This represents an average household size of 2.81 persons per household in 2021 and 2.74 persons per household in 2046.

Forecast growth to 2046



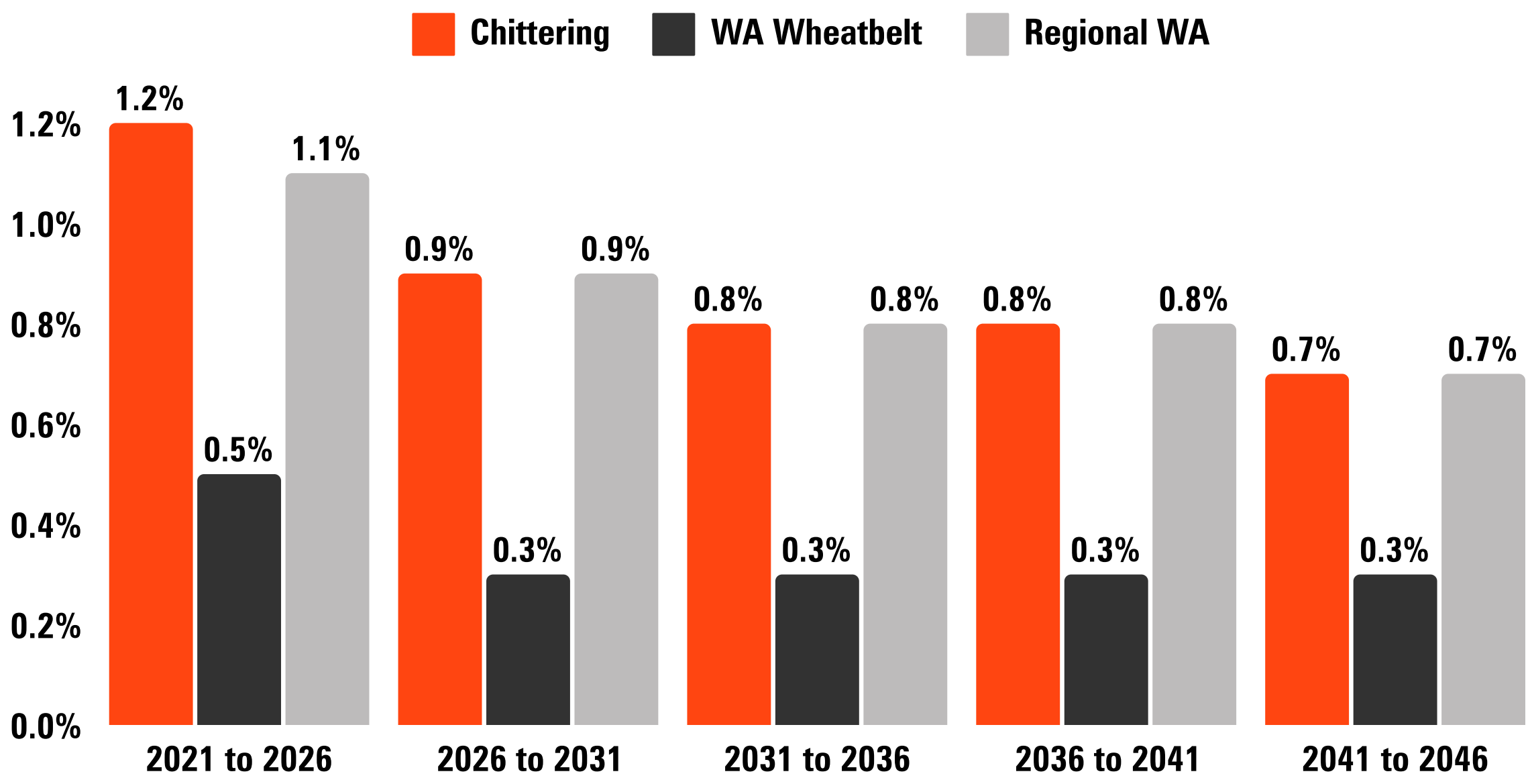
Source: Small Area Forecasts produced by .id, 2024



CHITTERING IS FORECAST TO GROW ON PAR WITH THE REGIONAL WA AVERAGE

- The Shire of Chittering is forecast to grow by 1.2% p.a. between 2021 and 2026.
- Growth is forecast to slow to 0.8% p.a. towards 2046.
- Growth rates are forecast to be more than double the WA Wheatbelt average and on par with the Regional WA average.

Forecast growth to 2046



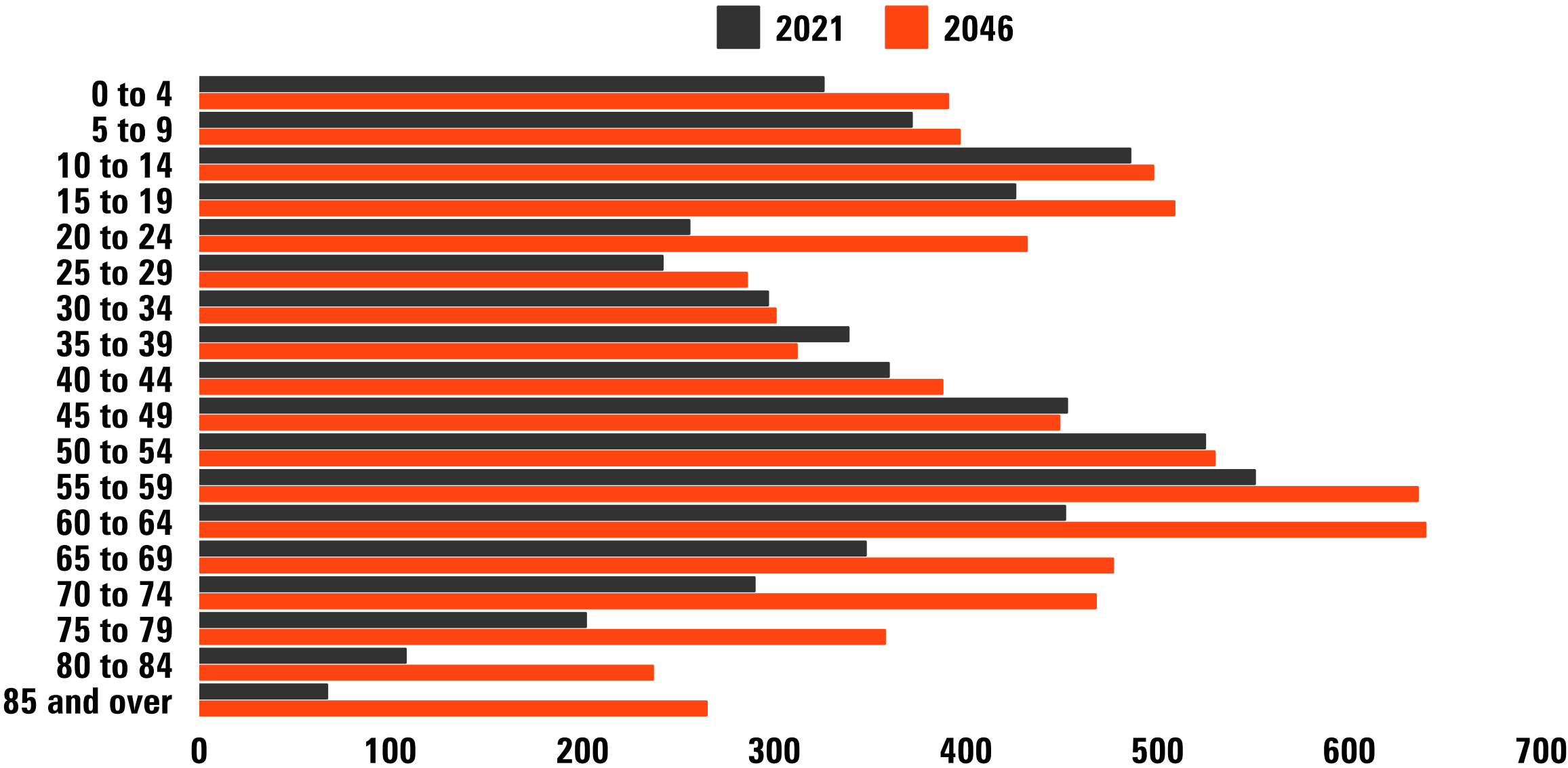
Source: Small Area Forecasts produced by .id, 2024

THE MEDIAN AGE IN CHITTERING IS FORECAST TO INCREASE BY 4 YEARS BY 2046



- The median age in the Shire of Chittering is forecast to reach 48 years in 2046, up from 44 years in 2021.
- The population aged over 69 is expected to increase by 661 or 99%.
- The population aged under 15 is expected to increase by 103 or 9%.
- The “working age” population (15-69 years) is expected to increase by 713 or 17%.

Forecast change by age to 2046



Source: Small Area Forecasts produced by .id, 2024

**For more information regarding the
.id forecasts, access:**



forecasting@id.com.au



<https://home.id.com.au/forecasting/>

.id informed
decisions