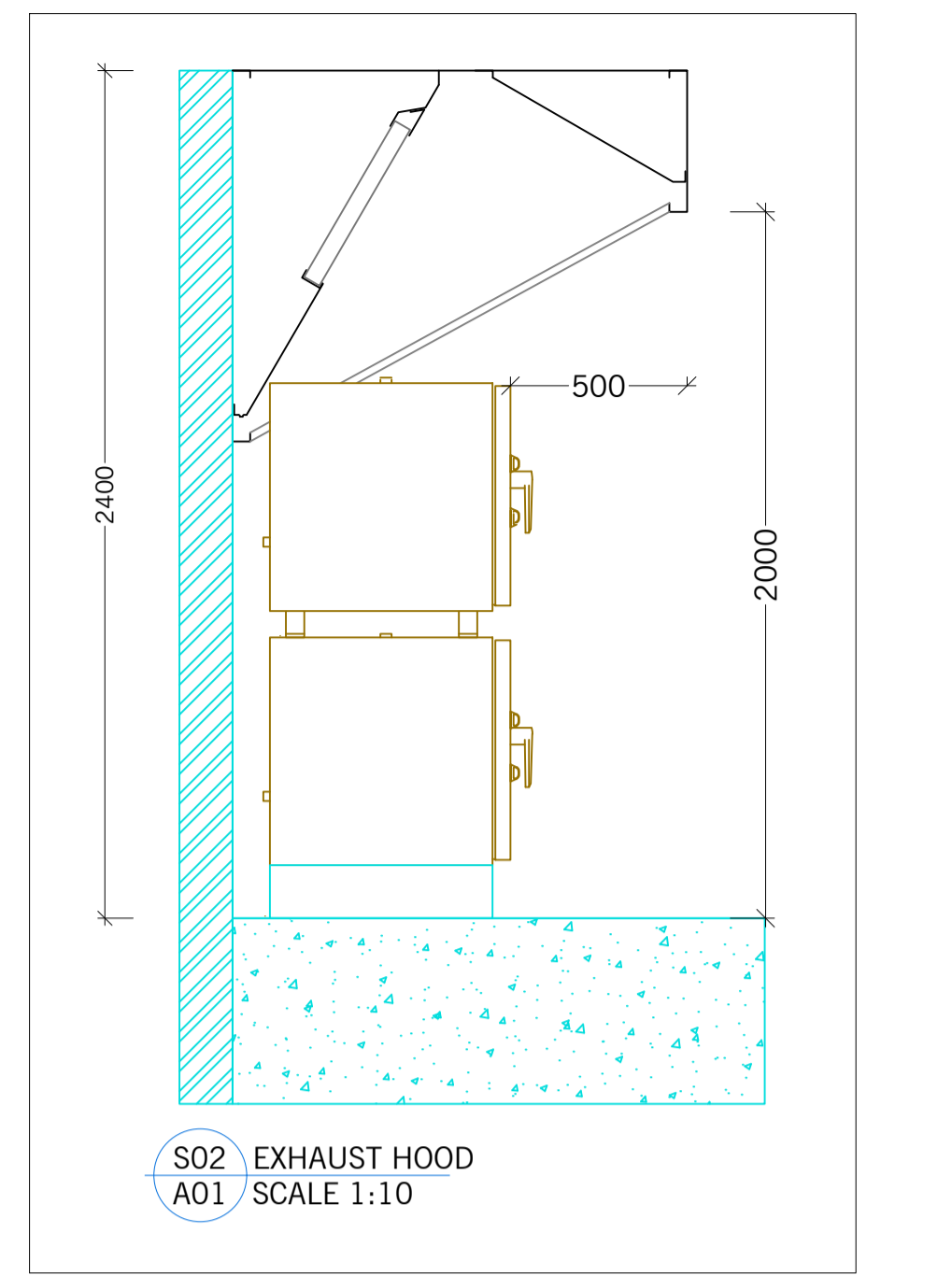
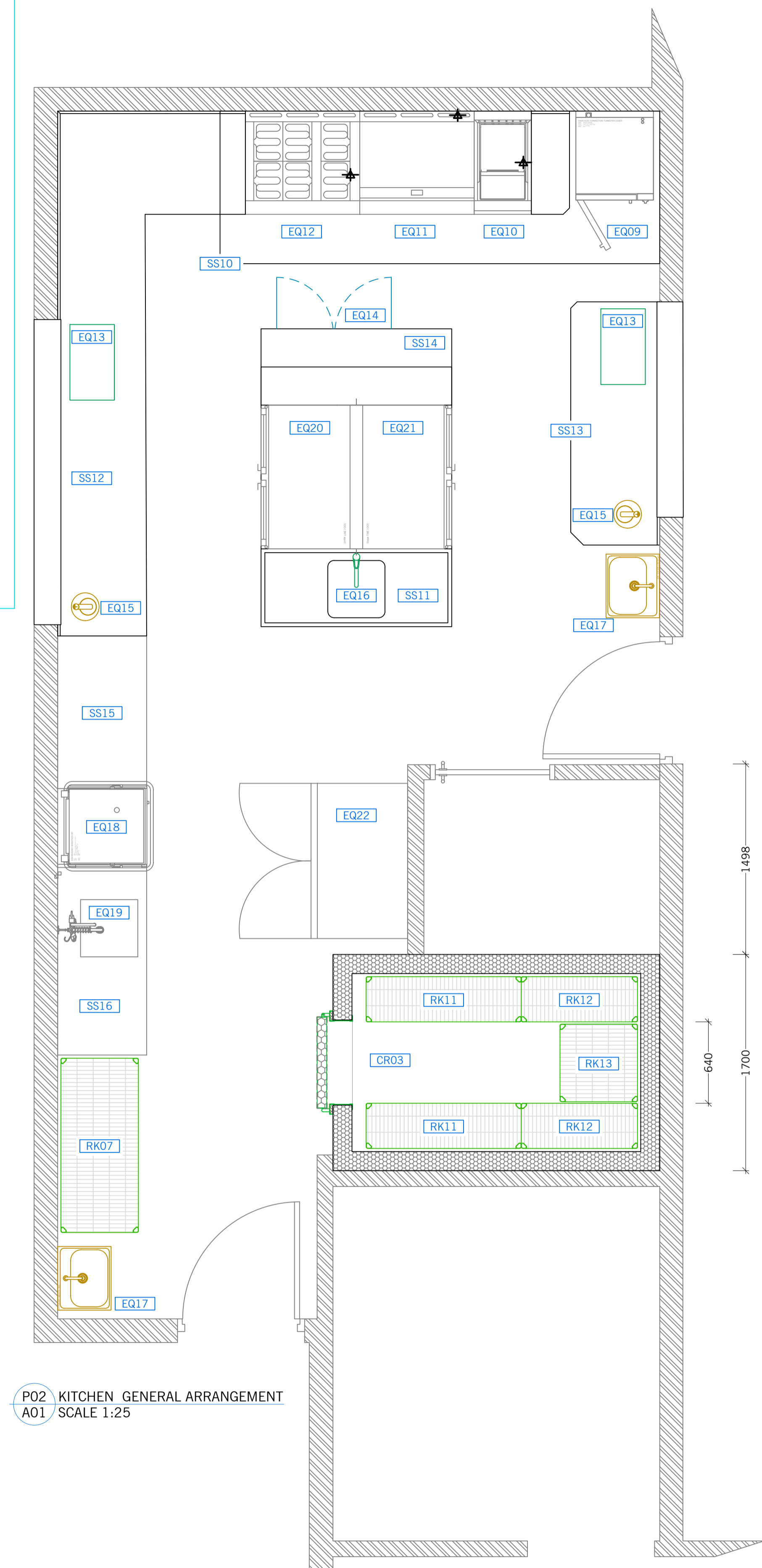



P01 BAR GENERAL ARRANGEMENT
A01 SCALE 1:25



S02 EXHAUST HOOD
A01 SCALE 1:10



P02 KITCHEN GENERAL ARRANGEMENT
A01 SCALE 1:25

J-27 - MUCHEA REC CENTRE - EQUIPMENT LIST


ITEM	QTY	DESCRIPTION	MAKE	MODEL
BAR				
CR01	1	CUSTOM DRINKS COOLROOM WITH 12 INSERT DISPLAY DOORS (6 GLASS OVER 6 SOLID) & 1 SLIDING ACCESS DOOR.	ARCUS	CUSTOM
CR02	1	BEER CHILLING SYSTEM	ARCUS	CUSTOM
SS01	1	CUSTOM U SHAPED BAR WITH 1 DRINKS STATION, 1 BEER STATION, 2 HAND BASINS AND 8 GLASS RACKS, 2 OF WITH TILL SHELVES. (HINGED ACCESS DOORS AND TOP SECTIONS BY OTHERS.	ARCUS	CUSTOM
SS02	1	FOOD PREP BENCH WITH SMALL WET AREA AND SINK	ARCUS	CUSTOM
SS03-SS08	1	SPARE NUMBERS	-	-
EQ01	1	UNDERCOUNTER ICE MACHINE	SCOTSMAN	ECS206 AS OX
EQ02	2	COMMERCIAL UNDERCOUNTER GLASS WASHER	WASHTECH	GM
EQ03	2	BENCH MOUNTED FLICK MIXER TAP	ACQUALINE	AQD3150
EQ04	2	BENCH MOUNTED SENSOR TAPS	ACQUALINE	AQD4002
EQ05	1	PIE WARMER	BY OTHERS	BY OTHERS
EQ06	1	BAIN MARIE	BY OTHERS	BY OTHERS
EQ07-EQ08	1	SPARE NUMBERS	-	-
RK01	1	4 TIER COMMERCIAL SHELVING	METROSEAL3	TBA
RK02	1	4 TIER COMMERCIAL SHELVING	METROSEAL3	TBA
RK03	1	4 TIER COMMERCIAL SHELVING	METROSEAL3	TBA
RK04-RK06	1	SPARE NUMBERS	-	-
KITCHEN				
CR03	1	CUSTOM FREEZER ROOM WITH SINGLE HINGED DOOR	ARCUS	CUSTOM
EQ09	1	DOUBLE STACKED COVECTION OVEN	BY OTHERS	-
EQ10	1	FRYER	BY OTHERS	-
EQ11	1	900 GRIDDLE	BY OTHERS	-
EQ12	1	6 BURNER RANGE	BY OTHERS	-
EQ13	2	50 PIE CAPACITY PIE WARMERS	WOODSON	W.PIA50
EQ14	1	DOUBLE DOOR UNDERBENCH FRIDGE	SKOPE	RF7.UBC.2.SD

ITEM	QTY	DESCRIPTION	MAKE	MODEL
EQ15	2	INBENCH BOILING WATER TAP WITH DRAIN (SYSTEM LOCATED UNDERBENCH)	ZIP	TBA
EQ16	1	DECK MOUNTED FLICK MIXER	ACQUALINE	AQD3150
EQ17	2	KNEE KNOCK HAND WASH BASIN WITH TEMPERING VALVE	STODDART	WB.K01.300.TV
EQ18	1	PASS THROUGH DISHWASHER	BY OTHERS	-
EQ19	1	SPRAY RINSE TAPSET	BY OTHERS	-
EQ20	1	DOUBLE DOOR DISPLAY FRIDGE	BY OTHERS	TCE1000
EQ21	1	DOUBLE DOOR DISPLAY FRIDGE	BY OTHERS	TCE1000
EQ22	1	DOUBLE DOOR FREEZER	BY OTHERS	-
SS09	1	CUSTOM 300MM INFILL BENCH WITH CHAMFERED CORNER	ARCUS	CUSTOM
SS10	1	COMMERCIAL EXHAUST CANOPY	ARCUS	CUSTOM
SS11	1	CUSTOM ISLAND BENCH WITH 450X450MM SINK	ARCUS	CUSTOM
SS12	1	CUSTOM L SHAPED BENCH WITH UNDERSHELF	ARCUS	CUSTOM
SS13	1	CUSTOM BENCH WITH UNDERSHELF, CHAMFERED CORNERS	ARCUS	CUSTOM
SS14	1	CUSTOM ISLAND BENCH WITH DOUBLE OVERSHELF, OPEN UNDER FOR FRIDGE	ARCUS	CUSTOM
SS15	1	MODULAR DISHWASHER EXIT BENCH	BY OTHERS	-
SS16	1	MODULAR DISHWASHER INLET BENCH	BY OTHERS	-
RK07	1	4 TIER COMMERCIAL SHELVING	METROSEAL3	TBA
RK08-RK10	1	SPARE NUMBERS	-	-
RK11	2	4 TIER COMMERCIAL SHELVING	METROSEAL3	TBA
RK12	2	4 TIER COMMERCIAL SHELVING	METROSEAL3	TBA
RK13	1	4 TIER COMMERCIAL SHELVING	METROSEAL3	TBA



**COMMERCIAL REFRIGERATION
COMMERCIAL KITCHENS**

ARCUS AUSTRALIA PTY LTD
14 TRUGANINA ROAD, MALAGA, W.A. 6090
(08) 9241 8888 (08) 9241 8800
enquire@arcus.com.au www.arcus.com.au



IMPORTANT NOTE
THIS IS AN ORIGINAL DESIGN, SUBJECT TO COPYRIGHT, AND MAY NOT BE USED OR COPIED WITHOUT THE PERMISSION OF ARCUS AUSTRALIA PTY LTD. DO NOT SCALE FROM PLANS.

NOTATION ABBREVIATIONS
SM - SITE MEASURE
SC - SITE CHECK
FC - FACTORY CHECK
OA - OVERALL SIZE
IS - INSIDE SIZE
NA - NOT APPLICABLE

REV	DATE	BY	REVISION DETAILS
S1	11.03.22	PD	INITIAL CONCEPT FOR EARLY DISCUSSION
S2	18.03.22	PD	REVISED LAYOUT, ITEM LIST AND HOOD DETAIL
S3	21.04.22	PD	REVISED LAYOUT BASED ON ARCHITECTS CHANGES

DRAWING DETAILS
JOB NUMBER : 22 xxxx
DESIGN START : 08.03.22
DESIGN APPROVAL :
PROD APPROVAL :
THIS COPY PLOTTED : 21.04.22
ORIGINAL PLOT SIZE : ISO A1

BY : PD
BY :
BY :
SCALE : AS SHOWN
SHEET : A01

CLIENT
SITE ARCHITECTURE STUDIO
PROJECT
MUCHEA RECREATION CENTRE
DRAWING DESCRIPTION
KITCHEN AND BAR
GENERAL ARRANGEMENT

PROJECT SHEET NUMBER
J-27.01
ISSUE TYPE / REVISION
SKETCH S3